

2011
MERIDIAN | MERIDIAN V CLASS



MERIDIAN or
MERIDIAN V CLASS

Which is right for you?
Details on page 10.

On the cover: Meridian V Class 34Y Inferno
Meridian 40U Black Cherry



IT'S YOUR CHOICE

The Meridian® lineup includes two full-featured diesel pusher offerings – the Meridian and the Meridian V Class – each at significantly different price levels. The Meridian V Class provides full diesel pusher luxury and livability at a price thousands less than Meridian. The Meridian takes diesel pusher performance to the next level

with the Freightliner® Maxum® chassis. With two coach levels and four models offering unique floorplans and an abundance of SmartSpace™ amenities, you can choose the model and floorplan that is perfect for you: the 2011 Itasca Meridian or Meridian V Class.



DESIGNED FOR ENTHUSIASTS

Owners love their Itasca motor homes, and with good reason. The Recreation Vehicle Dealer Association annually bestows the Quality Circle Award to manufacturers that provide exceptional products,

service and support. Only one manufacturer has received this award for fifteen consecutive years: Winnebago Industries®, proud manufacturer of the Itasca Meridian and Meridian V Class.



WELCOME

The warm, inviting interiors of the Meridian and Meridian V Class make you feel right at home. Enjoy full privacy or just filter some rays with the MCD American Duo® solar/blackout roller shades that lower and raise with a gentle touch. Tinted, dual-glazed windows maximize energy efficiencies and provide a great view. The cabinets with accent rope lighting enhance the interior ambiance. The Duraceramic tile flooring in the Meridian and vinyl tile in the Meridian V Class look great and are easy to clean.

The 40" LCD HDTV (32" in the 34Y) is the centerpiece of a loaded entertainment center that includes a home theater sound system, DVD player, HD video selection system and more. Take it all in from the Comfort Sofa Sleeper in the 40L or the Euro chair and Rest Easy® extendable sectional sofa in the 40U. This unique sofa easily expands when the slideout is extended to fit the whole family. Both Meridian models offer an available electric fireplace for relaxing evenings.

For even more entertainment options, choose the "Your HD" compatible satellite receiver (requires the available King-Dome® in-motion satellite system) and you'll have the ability to turn your DISH Network® service on and off as you desire – an RVer's dream come true.

Interior Amenities:

- 40" LCD HDTV (32" in the 34Y)
- Home Theater Sound System
- Duraceramic Tile Flooring (40L, 40U)
- MCD American Duo Solar/Blackout Roller Shades
- Extendable Sectional Sofa (40U)



Comfort Sofa Sleeper

This 2-in-1 sofa in the 40L redefines comfort and convenience.

- 1) By day it's a plush sofa.
- 2) A hidden drawer stores bed linens.
- 3) It converts easily into a bed.
- 4) The mattress inflates and deflates with an automatic pump.

SO MANY OPTIONS

The kitchen offers every convenience, starting with the microwave/convection oven that comes standard in the Meridian and is available in the Meridian V Class. All models include a three-burner range with under-range storage or an available oven. A four-door refrigerator/freezer with icemaker is standard or choose the 110-volt Maytag® residential stainless steel french door refrigerator/freezer in the Meridian. It includes an ice/water dispenser, a large pull-out freezer drawer, an upgraded 2,800-watt inverter and two additional house batteries.

The Corian® solid-surface countertop provides an attractive work surface and includes a pullout extension in the Meridian. Enjoy your meals at the BenchMark™ dinette with an available table extension and two chairs in the Meridian V Class and Meridian 40L.

Kitchen Amenities:

- Corian Solid-Surface Countertops
- Microwave/Convection Oven (standard Meridian, available Meridian V Class)
- Available Residential Stainless Steel Maytag French Door Refrigerator w/Ice/Water Dispenser and Bottom Freezer Drawer (Meridian)
- Full-Extension Drawer Slides
- BenchMark Full Comfort Dinette (Meridian V Class and Meridian 40L)



Meridian 40U



BenchMark



GET YOUR REST

Pick the bed that is just right for you. The standard queen bed can be upgraded to a king bed and is available with the Ideal Rest® Digital Comfort Control mattress, which features twin air chambers with separate controls that allow you to adjust the mattress firmness for individual sleeping comfort. You can even choose the powered bed in the Meridian V Class 39N so you can easily adjust your incline angle.

The large wardrobe and chest of drawers provide ample storage and the LCD HDTV helps you wind down before you get a great night's sleep. You can also add the stereo system with CD/DVD player, iPod/MP3 input and alarm clock.



Bedroom Amenities:

- Available Ideal Rest Digital Comfort Control Mattress w/Individual Controls
- Available Powered Bed (Meridian V Class 39N)
- Residential 36" x 36" Big Shower (Meridian 40U)
- Available Stacked Washer and Dryer (Meridian 40L, 40U)
- Available Combination Washer/Dryer (Meridian V Class 34Y, 39N)



DRIVE HAPPY

The Meridian comes standard with a power driver seat and a passenger seat with footrest, which are both available in the Meridian V Class. As the driver, you will also appreciate the TRW® tilt/telescopic steering column that adjusts to fit you perfectly.

The RV Radio® with AM/FM stereo, CD player, iPod/MP3 input and weather band comes standard. It features a 6.5" LCD touch screen monitor that

also serves as the display for the rearview and sideview color cameras.

Choose the in-dash GPS navigation system for a 7" touch screen monitor, RV Radio and secondary dash monitor that can be viewed from the passenger seat. Sirius® satellite radio can be added for more channels, an iPod interface connector and a six-month complimentary subscription.



Cab Features:

- RV Radio w/6.5" In-Dash Touch Screen
- Power Mirrors w/Defrost
- Available GPS
- Available Sirius Satellite Radio



ENJOY THE GREAT OUTDOORS

The Meridian and Meridian V Class are fun inside and out. The available exterior entertainment center features a 32" LCD HDTV, DVD player and AM/FM stereo with remote. You also have quick access to your gear with the available sliding storage tray that can be used from either side of the coach on the Meridian.

Hookups are quick and easy with color-coded labels in a convenient service center. The QuickPort® service connection hatch allows hoses to stay connected when storage bays are closed, while the QuickConnect® valve (Meridian 40L, 40U) creates hassle-free connections to dump sites from your motor home.

Systems and Features:

- The OnePlace® systems center lets you monitor and control key systems from one convenient location
- TrueAir® Maximum Comfort air conditioning ensures a perfectly controlled interior climate no matter the temperature outside
- TrueLevel™ tank monitors use sonar technology instead of probes that can clog or corrode
- The PowerLine® energy management system monitors electrical usage and automatically cycles appliances on and off to prevent tripped campground circuit breakers



Meridian 40L, 40U



No Shortcuts – No Compromises

You can compare features. You can compare styles. But when it comes to quality construction, there is no comparison. Only motor homes manufactured by Winnebago Industries harness the legendary strength and durability of our SuperStructure® construction process—a process we've been perfecting for more than 50 years.

SuperStructure means a solid framework, steel and aluminum substructures and components built in-house to our exacting standards. It means managing each detail to ensure the integrity and quality of every coach. It means barcoding parts to save time during service and running every coach through a gauntlet of tests, including a high-pressure water test, before it leaves the factory.

Where other manufacturers cut corners, SuperStructure ensures the features you can't see are treated with the same care as the ones you can. When you buy an Itasca motor home, you are getting a coach that is built for you—and built to last.




The crowned, one-piece fiberglass roof is backed by a 10-year limited parts-and-labor roof skin warranty. Fiberglass offers superior strength and durability over less attractive rubber roofs found on so many competitive models that can streak and degrade over time.

Durable, lightweight Thermo-Panel® sidewalls combine fiberglass, high-density block-foam insulation and the inner wall surface with aluminum support structures.

Metal substructures secure cabinets and appliances to add safety and stability.

An electrodeposition coating helps protect critical steel components.



**SUPER
STRUCTURE**

Specially engineered interlocking joints connect the floor, sidewalls and roof into a cohesive unit.



ENJOY THE RIDE

The Maxum Chassis brings together our exclusive SuperStructure technology and the Freightliner XCL Chassis to give the Meridian a stronger frame and the smoothest ride and handling ever.

Winnebago Industries engineers worked closely with Freightliner to develop the Maxum chassis. Its innovative lowered-rail design delivers a storage platform, lower center of gravity, superior ride and handling, and extremely impressive storage—up to 246 cubic feet.

- 32,350-lb. GVWR
- Cummins® ISC 8.3L turbo-charged diesel engine
- 360-hp (2010 EPA emissions-equipped 380-hp Cummins ISC, 2010 fall production)
- Allison® 3000 MH 6-speed automatic transmission
- TRW® tilt/telescopic steering column
- 55° wheel cut
- NeWay® front and rear air suspension
- 10,000-lb. hitch⁶
- Engine exhaust brake



MAXUM
CHASSIS

Meridian 40L, 40U

BOLD AND BEAUTIFUL

The Meridian V Class is offered exclusively on a Freightliner XCS chassis that has been specifically designed and created for diesel-pusher motor home applications with the smooth ride and performance you demand. The Freightliner service network is second to none with over 400 locations in the U.S. and Canada, many open 24/7.

- 27,910-lb. GVWR
- Cummins ISB 6.7L turbo-charged diesel engine
- 340-hp
- Allison 2500 MH 6-speed automatic transmission
- TWR tilt/telescopic steering column
- 55° wheel cut
- NeWay front and rear air suspension
- 10,000-lb. hitch⁶
- Engine exhaust brake



FREIGHTLINER
Custom Chassis

THE LEADER AT EVERY TURN™


*Meridian
V Class
34Y, 39N*

SET YOUR COORDINATES TO MAXIMUM COMFORT



For years, TrueAir set the standard in RV air conditioning. This year, we're raising the bar with the TrueAir Maximum Comfort A/C. It's the best TrueAir system yet, employing next-generation technology to provide unparalleled climate control and comfort:

- Three high-efficiency, low-profile roof-mount cooling units deliver unsurpassed cooling power (two on Meridian V Class 34Y)
- D-shaped formed ductwork optimizes airflow
- Dual-zone thermostat offers precision cooling
- Infinitely adjustable ceiling vents provide finite control



For complete details on the new TrueAir Maximum Comfort A/C, visit the key features section at Goltasca.com.

FEATURE COMPARISON CHART

	STANDARD ON MERIDIAN V CLASS (34Y, 39N)	OPTIONAL ON MERIDIAN V CLASS (34Y, 39N)	STANDARD ON MERIDIAN (40L, 40U)	OPTIONAL ON MERIDIAN (40L, 40U)
Chassis Features				
Freightliner XCS Chassis	■			
340-hp Cummins ISB 6.7L Turbo-Charged Diesel Engine	■			
Allison 2500 MH 6-Speed Automatic Transmission	■			
Stainless Steel Wheel Liners	■			
Maxum Freightliner XCL Chassis			■	
360-hp Cummins ISL 8.3L Turbo-Charged Diesel Engine (380-hp Cummins ISL Diesel Engine Equipped With 2010 EPA Emissions - Fall 2010 Production)			■	
Allison 3000 MH 6-speed Automatic Transmission			■	
Stylized Aluminum Wheels			■	
Exterior Features				
Slideout Compartment Tray				■
Storage Containers (4)			■	
Folding Step Ladder				■
Full-Width Mud Guard			■	
Black Mirror Head	■			
Chrome Mirror Head w/Amber Turn Signal Lamp Mounted to Mirror Arm			■	
Sewer Hose w/QuickConnect Coupling Valve			■	
Interior Features				
Armrests (2) Hinged	■			
Armrests (2) Multi-Position			■	
Lumbar Support - Fixed	■			
Lumbar Support - Adjustable			■	
Passenger Seat w/Footrest		■	■	
Driver Seat 6-Way Power		■	■	
Passenger Seat 6-Way Power				■
Wrapped Wood Cabinet Faces - Galley, Lounge, Dining	■			
Solid Wood Cabinet Faces - Galley, Lounge, Dining			■	
Comfort Sofa Sleeper - 40L			■	
RestEasy Sectional Sofa - 40U			■	
Fireplace				■
Pull-Out Galley Extension w/Solid Surface Countertop			■	
Microwave Oven	■			
Microwave/Convection w/Vented Range Fan		■	■	
Stainless Steel Residential French Door Refrigerator w/Freezer Drawer				■
Decorative Backsplash - Bath			■	
Laminate Countertop - Bath	■			
Solid-Surface Countertop - Bath			■	
Decorative Wall Boarder - Bath	■			
Ceiling Fan - Bedroom				■
Vinyl Tile Floor	■			
Duraceramic Tile Floor			■	
Hardwood Wainscoting w/Chair			■	
Stacked Washer/Dryer				■
Combo Washer/Dryer		■		
Furnace - Single 40,000 BTU	■			
Furnace - Dual 35,000 BTU Front, 20,000 BTU Rear			■	
Filtered Water - Galley Separate Cold Water Faucet			■	
House Batteries - 2 Marine Group 31	■			
House Batteries - 4 Marine Group 31			■	
1,000-Watt Inverter	■			
2,000-Watt Inverter			■	



TAKE A TOUR

We're proud of our processes, state-of-the-art facilities and the people who make Winnebago Industries number one. We invite you to visit

our complex in Forest City, Iowa, for a first-hand look at the dedication and technology behind every motor home we build.

FLOORPLANS & SPECIFICATIONS

Dimensions shown are for sleeping space only and may vary due to styling differences. Dashed lines denote overhead storage areas. Floorplans and specifications are also available online at Goltasca.com.



Standard
UltraLeather




Optional
UltraLeather



Carpet




Meridian
Duraceramic
Tile



Meridian
V Class
Vinyl Tile



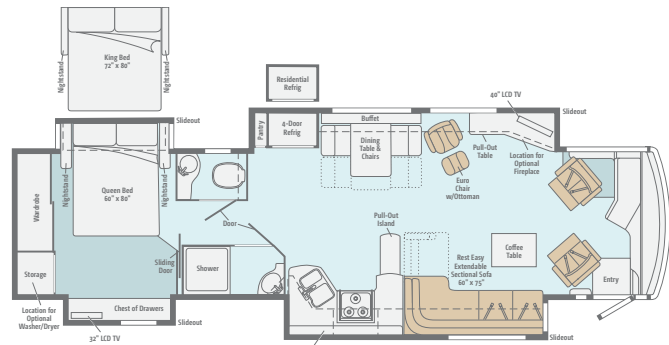
MERIDIAN V CLASS 34Y



MERIDIAN 40L



MERIDIAN V CLASS 39N



MERIDIAN 40U NEW

† Available with single or dual controls. Dual-control option includes only two seat belts.

Weights & Measures

	34Y
Length	35'
Exterior Height ¹	12'7"
Exterior Width ²	8'5.5"
Exterior Storage ³ (cu. ft.)	126.7
Awning Length	16'
Interior Height	7'
Interior Width	8'0.5"
Freshwater Capacity w/Heater ⁴ (gal.)	92
Holding Tank Capacity Black/Gray ⁴ (gal.)	57/81
LP Capacity ⁵ (gal.)	28
Fuel Capacity (gal.)	90
GCWR ⁶ (lbs.)	33,000
GVWR (lbs.)	27,910
GAWR - Front (lbs.)	10,410
GAWR - Rear (lbs.)	17,500
Wheelbase	208"

39N

Length	39'11"
Exterior Height ¹	12'7"
Exterior Width ²	8'5.5"
Exterior Storage ³ (cu. ft.)	123
Awning Length	19'6"
Interior Height	7'
Interior Width	8'0.5"
Freshwater Capacity w/Heater ⁴ (gal.)	92
Holding Tank Capacity Black/Gray ⁴ (gal.)	52/79
LP Capacity ⁵ (gal.)	28
Fuel Capacity (gal.)	90
GCWR ⁶ (lbs.)	33,000
GVWR (lbs.)	27,910
GAWR - Front (lbs.)	10,410
GAWR - Rear (lbs.)	17,500
Wheelbase	267"

40L

Length	40'8"
Exterior Height ¹	12'10"
Exterior Width ²	8'5.5"
Exterior Storage ³ (cu. ft.)	211.4
Awning Length	14'6"
Interior Height	7'
Interior Width	8'0.5"
Freshwater Capacity w/Heater ⁴ (gal.)	92
Holding Tank Capacity Black/Gray ⁴ (gal.)	51/91
LP Capacity ⁵ (gal.)	28
Fuel Capacity (gal.)	100
GCWR ⁶ (lbs.)	42,350
GVWR (lbs.)	32,350
GAWR - Front (lbs.)	12,350
GAWR - Rear (lbs.)	20,000
Wheelbase	276"

40U NEW

Length	40'8"
Exterior Height ¹	12'10"
Exterior Width ²	8'5.5"
Exterior Storage ³ (cu. ft.)	246.5
Awning Length	14'6"
Interior Height	7'
Interior Width	8'0.5"
Freshwater Capacity w/Heater ⁴ (gal.)	92
Holding Tank Capacity Black/Gray ⁴ (gal.)	64/62
LP Capacity ⁵ (gal.)	28
Fuel Capacity (gal.)	100
GCWR ⁶ (lbs.)	42,350
GVWR (lbs.)	32,350
GAWR - Front (lbs.)	12,350
GAWR - Rear (lbs.)	20,000
Wheelbase	276"

Freightliner® XCS Chassis (Meridian V Class 34Y, 39N)

340-hp Cummins® ISB 6.7L turbo-charged diesel engine

Rear radiator

Allison® 2500 MH 6-speed automatic transmission

NeWay® front and rear air suspension

160-amp. alternator

Air brakes w/ABS

Engine exhaust brake

HWH® automatic hydraulic leveling jacks

7-pin trailer wiring

Trailer Hitch⁶: 10,000-lb. drawbar/500-lb. maximum vertical tongue weight

Stainless steel wheel liners

Maxum® Freightliner XCL Chassis (Meridian 40L, 40U)

360-hp Cummins ISC 8.3L turbo-charged diesel engine (2010 EPA emissions equipped 380-hp. Cummins ISC 2010 fall production)

Rear radiator

Allison 3000 MH 6-speed automatic transmission

NeWay front and rear air suspension

160-amp. alternator

Air brakes w/ABS

Engine exhaust brake

Quick-connect air connection w/manual shut off

HWH automatic hydraulic leveling jacks

7-pin trailer wiring

Trailer Hitch⁶: 10,000-lb. drawbar/500-lb. maximum vertical tongue weight

Stylized aluminum wheels

Cab Conveniences

Cab Seats: armrests, lumbar support and multi-adjustable slide/recline/swivel

Power driver seat (40L, 40U)

Passenger seat w/footrest (40L, 40U)

RV Radio®/Rearview Monitor System: 6.5" LCD touchscreen, CD player, weather band, remotes, iPod/MP3 input, rearview color camera and sideview camera system

Cruise control

12-volt powerpoints

Powered step-well cover

Powered MCD American Duo® solar/blackout roller shades (front windshield)

Defroster fans

MCD American Duo solar/blackout roller shades (driver and passenger windows)

Chassis/house battery radio power switch

Power mirrors w/defrost

TWR® tilt/telescopic steering column

Map lights

Power door lock w/remotes

C.B. wire prep

Optional Equipment

GPS System: RV Radio/rearview monitor system w/7" LCD touch screen, iPod/MP3 input, bluetooth, CD/DVD player, navigation, secondary monitor, remote controls, rearview and sideview cameras, Sirius® satellite ready

Sirius satellite radio w/6-month complimentary subscription and iPod interface connector

Power passenger seat (40L, 40U)

Power driver's seat (34Y, 39N)

Passenger seat w/footrest (34Y, 39N)

Interior

40" LCD HDTV (39N, 40L, 40U)

32" LCD HDTV (34Y front overhead)

Home Theater Sound System: FM/CD/DVD player, amplifier, receiver, 5 speakers and subwoofer

Satellite system ready

Amplified digital TV antenna

HD video selection system

Key-activated slideroom master lock switch

Mini blind (40U bath)

MCD American Duo solar/blackout roller shades (lounge, dinette and bedroom)

Vinyl ceiling

OnePlace® systems center

Tinted dual-glazed/thermo-insulated/flush-mounted windows

Powered roof vent (galley & bath)

Optional Equipment

Combination washer/dryer (34Y, 39N)

Stacked washer and dryer (40L, 40U)

Electric fireplace (40L, 40U)

King-Dome® HD-ready in-motion satellite dish w/dual LNB (front and bedroom, 40L, 40U)

King-Dome automatic satellite dish w/single LNB (front and bedroom)

32" LCD HDTV (front overhead, 39N, 40L)

Retractable 40" LCD HDTV w/dining table and chairs (34Y)

"Your HD"-compatible satellite TV receiver

Kitchen

Corian® countertops

4-door refrigerator/freezer w/icemaker

Microwave oven w/vented range fan (34Y, 39N)

Microwave/convection oven w/vented range fan (40L, 40U)

3-burner Amana® range top w/storage below

Corian range and sink covers

Filtration system w/separate cold water faucet (40L, 40U)

Soap dispenser (40L, 40U)

Optional Equipment

Microwave/convection oven w/vented range fan (34Y, 39N)

3-burner Amana range w/oven

Residential stainless steel Maytag® french door refrigerator w/ice/water dispenser and bottom freezer drawer (40L, 40U) (w/2,800-watt inverter and 2 additional 12-volt coach batteries)

Bath

Laminate countertop (34Y, 39N)

Corian countertop (40L, 40U)

Handheld showerhead

Textured glass shower door

Skylight

Porcelain toilet

Bedroom

26" LCD HDTV (34Y, 39N)

32" LCD HDTV (40L, 40U)

Queen bed w/innerspring mattress

Bedsread, pillows, and pillow shams

Optional Equipment

King (NA 39N) or **queen Ideal Rest® digital comfort control mattress w/remotes**

Powered king bed w/Ideal Rest digital comfort control mattress (39N)

King bed w/innerspring mattress (34Y, 40L, 40U)

Bunk Beds: foam mattresses w/covers, pillows and shams (39N)

DVD Players (2) w/LCD monitors (39N bunk beds)

Stereo System: AM/FM stereo, CD/DVD player, alarm clock, iPod/MP3 input, headphone jack, speakers

Ceiling fan (40L, 40U)

Exterior

Powered patio awning w/wind sensor

KeyOne® lock system

Porch lights

Entrance w/screen door

Powered entrance awning

Lighted storage compartments

Driver's side docking/service light

Lighted stepwell

Storage containers w/lids (4) (40L, 40U)

Automatic entrance steps

Auxiliary side lamps

Ladder

Black mirror heads (34Y, 39N)

Chrome mirror heads w/amber turn signal lamps (40L, 40U)

Full-width mudguard (40L, 40U)

Optional Equipment

Entertainment Center: 32" LCD TV, AM/FM stereo, speakers, DVD player w/remote, radio antenna

7' folding step ladder (40L, 40U)

Lower front protective mask

Slideout compartment tray (40L, 40U)

Heating & Cooling System

TrueAir® Maximum Comfort A/C, 13,500 BTU w/heat pump (2 cooling units 34Y, 3 cooling units 39N, 40L, 40U)

40,000 BTU furnace w/2-stage blower (34Y, 39N)

35,000 BTU primary furnace (40L, 40U)

20,000 BTU secondary furnace (40L, 40U)

Electrical System w/QuickPort®

Service Center: lighted, cable input, 50-amp. power cord, shoreline/generator automatic changeover switch, portable satellite hookup

1,000-watt inverter w/remote panel (34Y, 39N)

2,000-watt inverter w/remote panel (40L, 40U)

6,000-watt Cummins Onan® Quiet Diesel™ generator (34Y)

8,000-watt Cummins Onan Quiet Diesel generator (39N, 40L, 40U)

Auxiliary start circuit

AC/DC electrical distribution system

80-amp. converter/charger (34Y, 39N)

2 Deep-cycle Group 31 marine/RV batteries

4 Deep-cycle Group 31 marine/RV AGM batteries (40L, 40U)

Battery disconnect system (coach and chassis)

PowerLine® energy management system

Automatic dual-battery charge control

Solar panel battery charger

Chassis battery charger/maintainer

Optional Equipment

8,000-watt Cummins Onan Quiet Diesel generator (34Y)

Cummins Onan Energy Command™ automatic generator start system

Plumbing System w/QuickPort & QuickConnect®

Service Center: pressurized city water hookup w/diverter fill, fresh water drain, drainage valves, exterior wash station w/pump switch, holding-tank flushing system, 10' sewer hose, QuickPort, QuickConnect (40L, 40U), lights

On-demand water pump

10-gallon water heater w/motoraid TrueLevel™ holding-tank monitoring system

Winterization Package: water heater bypass valve and siphon tube

Full-coach water filtration system

LP tank w/gauge

Heated holding-tank compartment

Safety

Seat belts

Child seat tether anchor (dinette)

LP, smoke and carbon monoxide detectors

10 BC fire extinguisher

Ground fault interrupter

Fog lamps

High-mount brake lamps

Warranty⁷

12-month/15,000-mile basic warranty;⁸ 36-month/36,000-mile limited warranty on structure;⁸ 10-year limited parts-and-labor warranty on roof skin⁸

1 The height of each model is measured to the top of the tallest standard feature and is based on the curb weight of a typically equipped unit. The actual height of your vehicle may vary by several inches depending on chassis or equipment variations. Please contact your dealer for further information.

2 Meridian and Meridian V Class floorplans feature a wide-body design – over 96" in making your purchase decision, you should be aware that some states restrict access on some or all state roads to 96" in body width. Before making your purchase decision, you should confirm the road usage laws in the states of interest to you.

3 The load capacity of your motor home is designated by weight, not by volume, so you cannot necessarily use all available space when loading your motor home.

4 Capacities are based on measurements prior to tank installation. Slight capacity variations can result due to installation applications.

5 Capacities shown are tank manufacturer's listed water capacity (W.C.). Actual filled LP capacity is 80% of listing due to overfilling prevention device on tank.

6 Actual towing capacity is dependent on your particular loading and towing circumstances which includes the GVWR, GAWR, and GCWR, as well as adequate trailer brakes. Please refer to the Operator's Manual of your vehicle for further towing information.

7 See separate chassis warranty.

8 See your dealer for complete warranty information.

NA Not Available

Not all items available in combination. See dealer for details.

Winnebago Industries® continuing program of product improvement makes specifications, equipment, model availability, and prices subject to change without notice. Comparisons to other motor homes are based on the most recent information available at printing.

DÉCOR AND EXTERIORS

INTERIOR DÉCOR

Your choice from three fabric collections and four wood finishes makes it easy to find a Meridian or Meridian V Class that perfectly suits your style. Select UltraLeather™ furniture for a soft leather feel that is exceptionally durable and easy to clean.



Honey Cherry



Belmont Maple



Forest Cherry



Coffee-Glazed
Sierra Maple

Cliffside



MAIN



ACCENT



STUCCO ULTRALEATHER



BEDSPREAD



MERIDIAN
CARPET



MERIDIAN
V CLASS
CARPET

Nightingale



MAIN



ACCENT



BRIARWOOD ULTRALEATHER



BEDSPREAD



MERIDIAN
CARPET



MERIDIAN
V CLASS
CARPET

Wynwood



MAIN



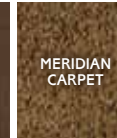
ACCENT



WALNUT ULTRALEATHER



BEDSPREAD



MERIDIAN
CARPET



MERIDIAN
V CLASS
CARPET

Fabrics and carpets may change without notice or obligation.

EXTERIORS

Six full-body paint styles help you stand out from the crowd.



Driftwood
{ FULL-BODY PAINT }



Black Cherry
{ FULL-BODY PAINT }



Harvest Night
{ FULL-BODY PAINT }



Moonlight Blue
{ FULL-BODY PAINT }



Inferno
{ FULL-BODY PAINT }



Sienna
{ FULL-BODY PAINT }

BE PART OF SOMETHING SPECIAL



Itasca owners simply have more fun. When you buy a Meridian or Meridian V Class, you can become a part of the Winnebago-Itasca Travelers Club. As a member, you'll meet other motor home enthusiasts, travel to interesting places with interesting people, and be the first to learn about new Itasca products. See what the WIT Club is all about at WITclub.com.

Members enjoy:

- Caravans and Rallies
- Local and State Group Activities
- RV Travel Benefits

COMMITTED TO SERVICE

We back our motor homes with best-in-class support both before and after the sale:



- 12-month/15,000-mile basic limited warranty
- 36-month/36,000-mile limited warranty on structure
- 10-year standard limited parts-and-labor roof skin warranty

- Complimentary 24-hour roadside assistance program

- RV Technical Assistance Hotline
- RV Service Appointment Assistance
- Emergency Trip Interruption
- Emergency Message Service
- Nationwide Trip Routing
- Fee-Free Travelers Cheques



TRIP Saver
FAST TRACK PARTS

- TripSaver Fast Track Parts guarantees that in-stock warranty parts ship directly to your dealer within 24 hours
- National dealer service network



Goltasca.com Visit us on the web for more information on all of our motor homes and the latest product updates. Plus, watch videos and see other web-exclusive content in our expanded key features section.



THE MOST RECOGNIZED
NAME IN MOTOR HOMES™

Goltasca.com
NYSE: WGO

For Sales and Service Information Contact:

Seat belts are your most important hookup. Always buckle up.

©2010 Winnebago Industries, Inc.
Printed in USA