

RAPTOR



5TH WHEEL **TOYHAULERS**



Keystone RV
Company

WWW.KEYSTONERV-RAPTOR.COM

RAPTOR

**THANK YOU NORTH AMERICA. ONCE AGAIN,
YOU HAVE MADE RAPTOR THE BEST-SELLING
TOYHAULER 7 YEARS RUNNING.**



Thank You! Once again you have made Raptor the best selling Toy Hauler in North America 7 years running!

Forget what you know about “toy haulers”. The new Raptor is not just for those who haul quads, dirt bikes and motorcycles. Smart design and floorplan innovation enable Raptor to excel at delivering multi-zone living, sophistication and your own personal style. Whether you are a growing family, hobbyist, craftsman, outdoor enthusiast, or full timer there is a Raptor floorplan that will enhance your lifestyle.



V I P

VERSATILE

[ver•sa•tile]

Capable of or adapted for turning easily from one to another of various tasks.

INTEGRATED

[in•te•grat•ed]

Combining or coordinating separate elements so as to provide a harmonious, interrelated whole.

PERFORMANCE

[per•for•mance]

The manner in which or the efficiency with which something reacts or fulfills its intended purpose.



SHOWN IN TWILIGHT DECOR

300MP

RAPTOR

INTERIORS

www.kestonerv-raptor.com



CONVERT THE SOFA INTO A QUEEN SIZE AIR MATTRESS. PLENTY OF ROOM FOR YOUR OVERNIGHT GUESTS



DOVETAIL STORAGE IN THE GARAGE AREA IS A PERFECT SPOT FOR THOSE MUST-HAVE TOOLS AND SAFETY EQUIPMENT.



CAN'T WAIT TO HIT THE TRAILS, DOMINATE THE DESERT OR JUST HANG OUT IN THE BACK COUNTRY. RAPTOR IS READY FOR YOUR KIND OF ACTION. *ITS TIME TO GO!*



300MP



APPLIANCE CENTER

KITCHEN PANTRY

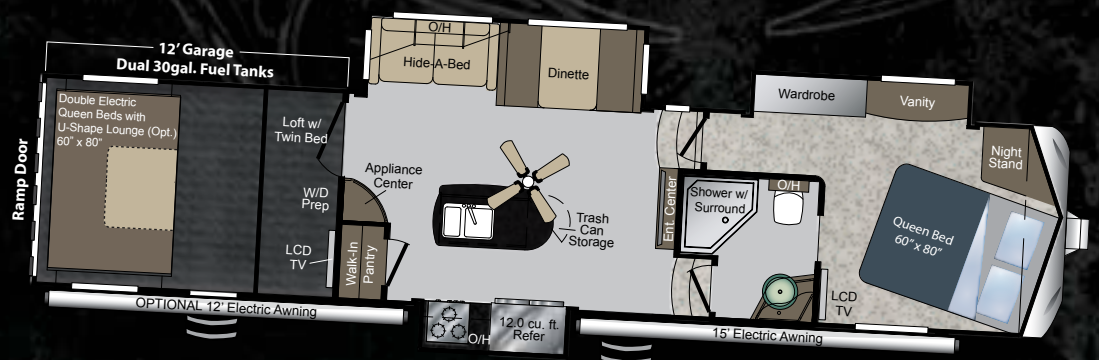


BREAKING NEW GROUND AND SETTING NEW STANDARDS... WITH ANGLED BEDS FOR OPTIMUM SPACE UTILIZATION, RECESSED SHOWERS FOR THE TALLEST OF PEOPLE, WALK-IN PANTRIES AND SELF CONTAINED APPLIANCE CENTERS. *WELCOME TO YOUR NEW 381!*



RECESSED SHOWER ALLOWS FOR MAXIMUM HEIGHT OF 6' 11"

NEW RECESSED SHOWER!



381 LEV



SHOWN IN ECLIPSE DECOR

3811EV

RAPTOR

INTERIORS

www.keystonerv-raptor.com

SHOWN IN COGNAC DECOR

384PK

RAPTOR

INTERIORS

www.kestonerv-raptor.com





384PK GARAGE



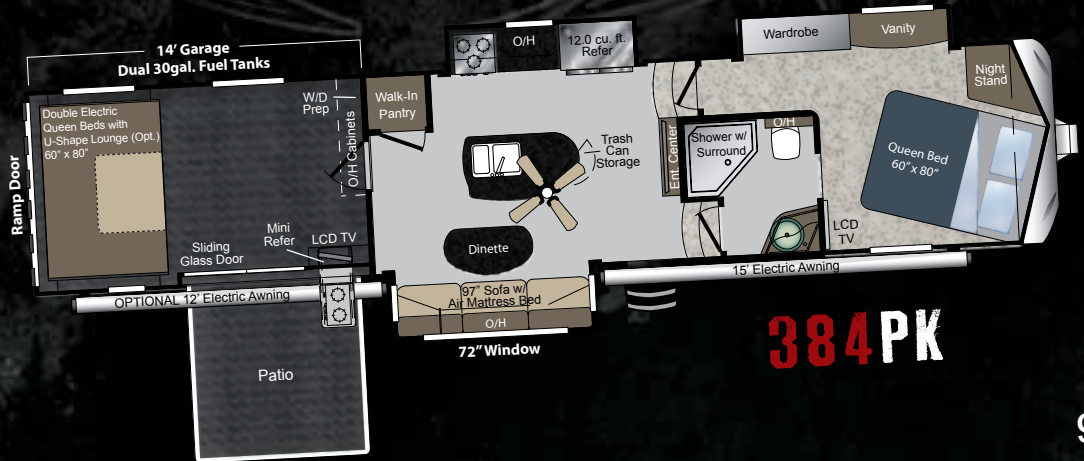
NEW ANGLED BED



HIDDEN TRASH CAN STORAGE



RAPTOR KNOWS THAT ADVENTURE IS NEVER ORDINARY...
 THAT'S WHY WE CREATED THE ULTIMATE SPORT UTILITY FIFTH WHEEL...THE RAPTOR 384PK! FEATURING A SIDE PATIO WITH SLIDING GLASS DOOR, 4 CU. FT. REFRIGERATOR AND FLIP DOWN PATIO COOK TOP. WE HAVE ALSO INCLUDED A HUGE WALK-IN PANTRY, EXTRA LARGE FOUR DOOR REFRIGERATOR AND OUR NEW LUXURIOUS BEDROOM SUITE.



384PK

FRONT TO BACK VIEW



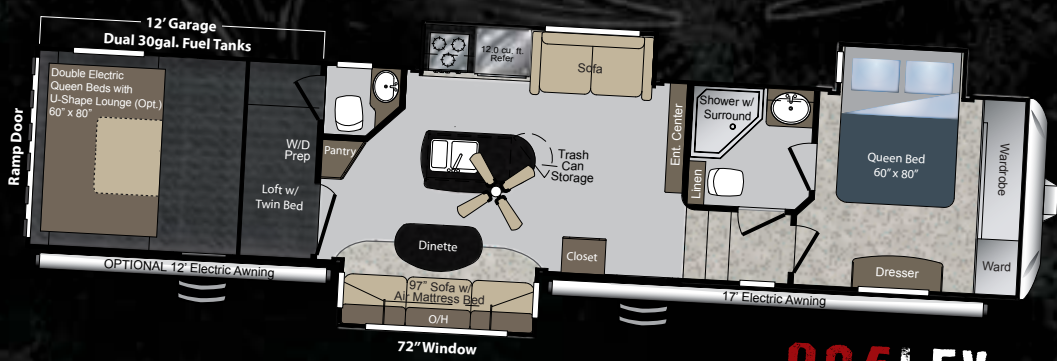
BUNK BEDS IN GARAGE



PLAY AS HARD AS YOU CAN AND RELAX AS MUCH AS YOU WANT... THE ALL NEW 395 CAN HANDLE IT ALL. FROM THE MOUNTAINS TO THE RACE TRACK AND EVERYWHERE IN BETWEEN. WHETHER IT BE FAMILY OR FRIENDS, THE 395 PROVIDES PLENTY OF ROOM FOR EVERYONE.



1/2 BATH IN GARAGE WITH WASHER/DRYER PREP



395LEV



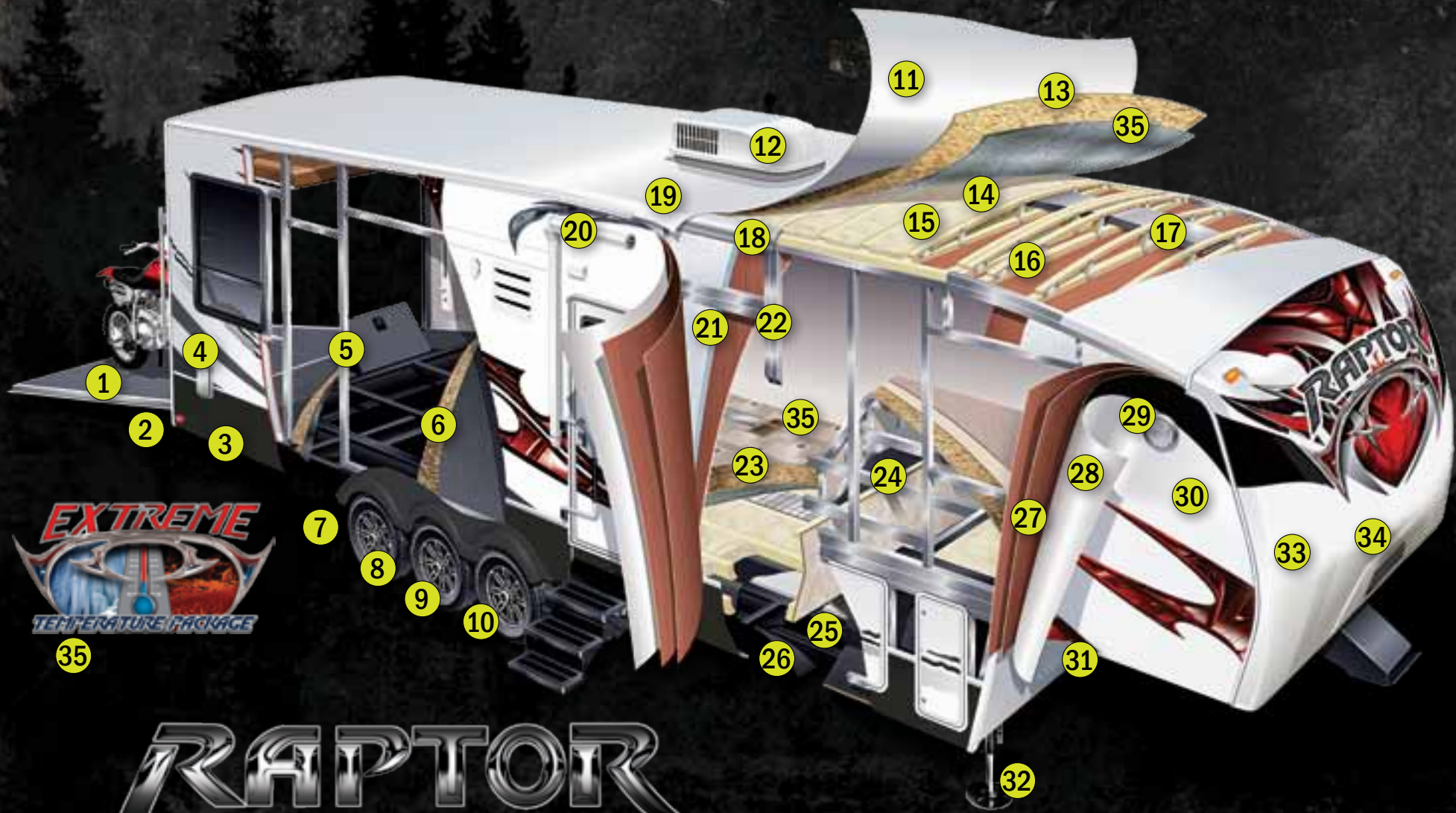
SHOWN IN TWILIGHT DECOR

395 LEV

RAPTOR

INTERIORS

www.keystonerv-raptor.com



RAPTOR

CONSTRUCTION AND FEATURES



CONSTRUCTION AND FEATURES

- 1 Light weight, rear gate
3,000 lb. capacity w/ spring assist
- 2 LED brake lights
- 3 Electric rear stabilizer jacks
- 4 Ram air ventilation
- 5 In-floor storage bin
- 6 1" garage floor decking
- 7 16" E-rated radial tires
- 8 Aluminum wheels
- 9 Drum brakes - all wheels
- 10 7,000 lb. axles
- 11 One-piece EDPM rubber roof
w/ 12 year warranty
- 12 15,000 BTU A/C
- 13 3/8" OSB roof decking
- 14 Wired and braced for a 2nd A/C
- 15 Rolled fiberglass insulation
- 16 5" wood trusses 16" on center
- 17 Aluminum wrapped A/C duct
- 18 Aluminum radius roof transition molding
- 19 Vented attic
- 20 Electric patio awning
- 21 High density solid block insulation foam
- 22 2" welded aluminum wall studs
- 23 5/8" seamless floor decking
- 24 3" welded aluminum floor
- 25 10" or 12" I-Beam chassis
- 26 Fluted polypropylene enclosed underbelly
- 27 Double layer luan w/ staggered seams
- 28 Fully laminated sidewalls
- 29 Security light
- 30 High-gloss exterior
- 31 On board generator (optional)
- 32 Optional 6-Point Level Up by Lippert
- 33 Front cap designed for better turning radius
- 34 Hitch vision
- 35 Extreme temperature package with astro-foil.
R Values: ceiling = R38, floor = R31,
sidewalls = R9.
- 36 Drop frame construction (select models)
- 37 Equa-Flex suspension system
- 38 Garage LCD TV can be mounted in
pass-thru storage area
- 39 Toy Lock system — a fifteen foot braided
retractable cable allowing for peace of mind
while you're away from your prized possessions
- 40 Convenience Docking Center — hot / cold
shower, black tank flush, winterization by-pass,
fresh water fill, cable/satellite connections,
and battery quick disconnect
- 41 Dual 30 gallon fuel station (select models)
- 42 L-Shaped lounge with ottoman storage

✓ 6-POINT LEVEL UP BY LIPPERT (OPTIONAL)

FEATURES/ADVANTAGES	LEVEL UP	BIGFOOT	IntelliJacks	IntelliJacks
AUTOMATIC FRONT-TO-REAR AND SIDE-TO-SIDE LEVELING	✓	✓	N/A	N/A
FULL 6-POINT LEVELING	✓	N/A	N/A	N/A
LEVELING SYSTEM CAN BE USED TO CHANGE A TIRE	✓	N/A*	N/A*	N/A
ONE POWER SOURCE	✓	N/A	N/A	N/A
BACKUP SYSTEM IN CASE OF ELECTRICAL FAILURE	✓	N/A	N/A	N/A
LIGHTWEIGHT ALUMINUM JACKS	✓	N/A	N/A	N/A
FULLY AUTOMATIC LEVELING CONTROLS	✓	✓	N/A	ONLY FRONT-TO-REAR AUTOMATIC LEVELING, NOT SIDE-TO-SIDE.
"AUTO-RECALL" FUNCTION: REMEMBERS WHERE TOW VEHICLE WAS UNHOOKED	✓	N/A	N/A	✓



*LIPPERT COMPONENTS DOES NOT RECOMMEND USING 4-POINT LEVELING SYSTEMS TO CHANGE A TIRE. USING A 4-POINT SYSTEM TO CHANGE A TIRE COULD RESULT IN VOID OF CHASSIS WARRANTY. © LIPPERT COMPONENTS 2011

One touch auto level feature!



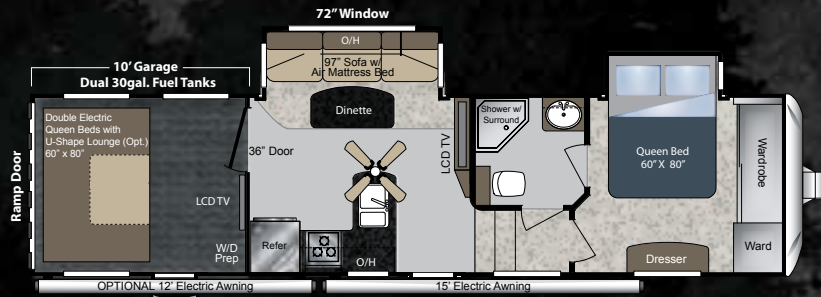
- Power up/power down system weighs less than 80lbs. TOTAL
- Leveling jacks operate in pairs, eliminating the worry of twisting and damages.
- Extruded jack legs made of 6061-TG anodized aluminum alloy.

With Lippert's leveling system,
you know you are on solid ground.

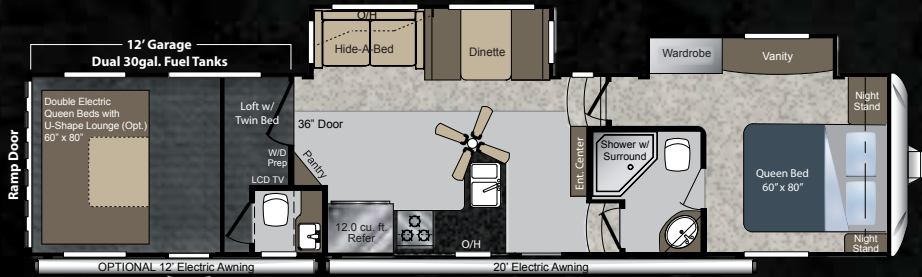


RAPTOR

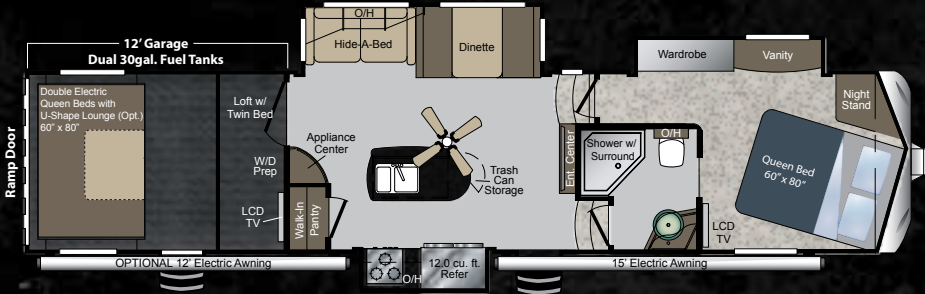
FIFTH WHEEL FLOORPLANS



300MP



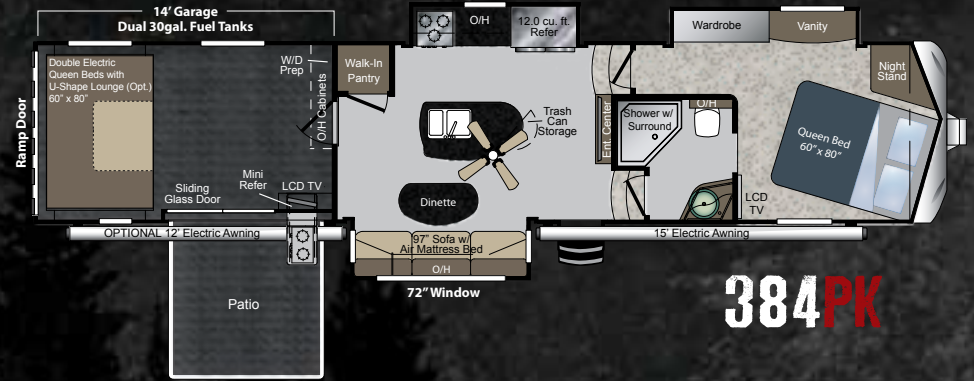
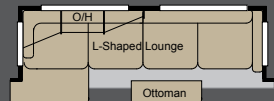
365LEV



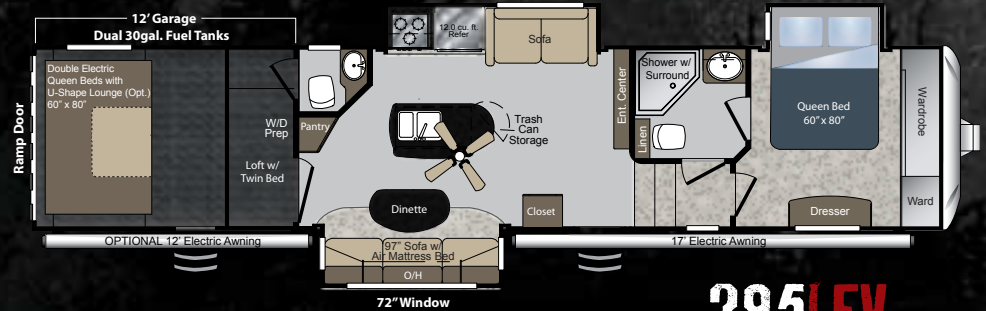
381LEV

SLIDE ROOM OPTIONS

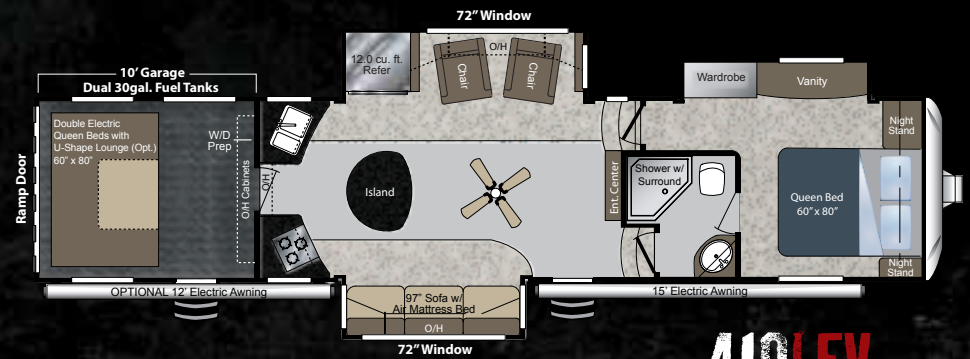
365LEV & 381LEV ONLY



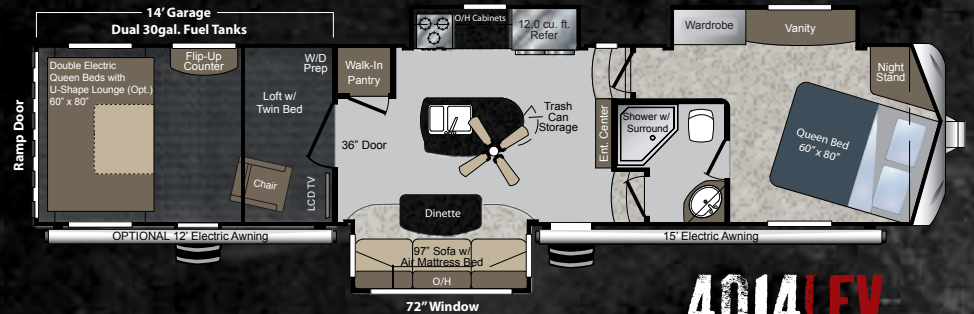
384PK



395LEV



410LEV



4014LEV

MORE STANDARD FEATURES THAN ANY OTHER TOYHAULER ON THE MARKET

INTERIOR

- 8 Cu. Ft. Refrigerator / 12 Cu. Ft. (Select Models)
- 12-Gal. Gas/Electric DSI Water Heater
- Residential Microwave
- 3 Burner Range w/ 22-inch Oven
- Range Cover, Sink Cover
- Upgraded Residential Pull-Out Kitchen Faucet
- Solid Surface Counter Tops
- Large 60/40 Kitchen Sink
- Bar Stools (2)(Select models)
- Hardwood Cabinetry w/ Maple Raised Panel Doors
- 100# Full Extension Ball Bearing Drawer Guides
- Residential Ceiling Fan w/ Light
- Wooden Crown Molding
- Night Shades
- Air Mattress Sofa Bed (Queen)
- Side Aisle Master Bath
- Power Vent In The Master Bathroom
- Porcelain Foot Flush Toilet
- Shower Surround
- Skylight in Shower
- Towel Hooks in Bath
- Wooden Residential Interior Door w/ Glass Insert
- Cable / Sat. Prep
- Cargo Carpet
- TV Antenna w/ Booster and

- Bedroom TV Hook-up
- Raptor Control Panel w/ Fuel Gauge
- Wired & Framed for Second A/C in Bedroom
- Automatic Transfer Switch with Generator Prep
- Battery Quick Disconnect
- 50 Amp Service
- 15,000 BTU Air Conditioner
- 110-Gallon Fresh Water Tank
- Washer Dryer Prep (select models)
- Ducted A/C Into Garage
- Ducted Heat Into Garage (Select models)

EXTERIOR

- High Gloss Exterior Sidewalls
- Radius Roof w/ One-Piece Rubber Walk-on Roof (EPDM) and A 12 Year Warranty
- Convenience Center (All System Hook-Ups Located In One Area)
- On Board Fuel Station (30 Gallon Capacity) 2nd 30 Gallon Tank
- Exterior Cable / Sat Hook-up
- Rear Spotlights
- 3 Large Outdoor Activity Lights
- One Touch Electric Awning
- Easy Glide Radius Steps
- Large Fold-Away Entry Assist Handle
- Outside Shower / Hot and Cold w/ 25' Coil Hose

- Large Tinted Safety Glass Windows w/ 80% Tint
- Huge Drop Frame Pass-Through Storage
- 1" Slam Latch Baggage Doors
- Detachable Aluminum Roof Ladder
- Rain Gutters with Extended Drip Spouts
- Ram Air Ventilation System In Garage
- Toy Lock (Keep Your Toys Safe While You Sleep)
- New Upgraded Graphics Package
- Fiberglass Front Cap W/ Max Turn Technology
- Black Tank Flush
- Spare Tire
- Power Front And Rear Jacks
- Equaflex Suspension
- 7,000 lbs. Ultra Lube Axles
- Premium 8 Lug 16-inch "E" Rated Radial Tires
- Heated And Enclosed Underbelly
- Double Welded Aluminum Construction
- Hydraulic Slide Rooms (select models)
- 5" Pre-Engineered Roof Truss Rafters

INDUSTRY EXCLUSIVE STEREO SYSTEM

- 32" LCD HDTV (40" on Select Models)
- Sony® Exterior Marine Speakers(2)
- Sony® Interior Speakers(4)
- Sony® Garage Speakers(2)
- Sony® 10-inch Sub Woofer
- Sony® AM/FM/DVD/CD/MP3 Player
- Sony® 500 Watt Amplifier


OPTIONS

- 2nd A/C (Low Profile 13.5K BTU)
- Swivel Rocker, Recliner Chairs in Garage (2)
- Double Electric Beds w/ Dual Opposing Rollover Sofas. (only w/ Patio Option)
- Rear Door - Screen Wall
- Free Standing Dinette with Four Chairs (Available in Select models)
- Onan 5,500 Watt Gas Generator
- Dual Pane Windows
- Rear Patio System w/ Side Rails and Awning

SAFETY OPTIONS

- Carbon Monoxide Detector
- Smoke Detector
- LP Gas Detector
- Fire Extinguisher

DECOR OPTIONS



TWILIGHT

COGNAC

ECLIPSE

WEIGHTS AND MEASUREMENTS

FIFTH WHEELS	300MP	365LEV	381LEV	384PK	395LEV	410LEV	4014LEV
SHIPPING WEIGHT	11569	13267	14140	TBD	14300	13793	13561
CARRYING CAPACITY	4931	4733	3860	TBD	3500	4207	4439
HITCH WEIGHT	2595	2970	3365	TBD	3750	3100	3075
EXTERIOR LENGTH	35' 6"	40' 6"	40' 1"	TBD	42' 5"	41' 7"	41' 7"
EXT. HEIGHT - A/C TOP	13' 2"	13' 4"	13' 4"	TBD	13' 4"	13' 4"	13' 4"
FRESH WATER (GAL.)	110	110	110	TBD	110	110	110
WASTE WATER (GAL.)	39	78	39	TBD	69	39	39
GRAY WATER (GAL.)	78	78	76	TBD	69	69	78
LPG	60	60	60	TBD	60	60	60
AWNING	15' & 12'	20' & 12'	15' & 12'	TBD	15' & 12'	15' & 12'	15' & 12'

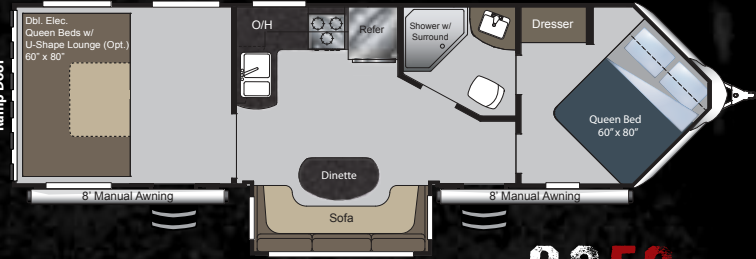
* Weights reflect a fully equipped coach. See disclaimer on SE fifth wheel page 3.

RAPTOR

TRAVEL TRAILER FLOORPLANS



26 FS



30 FS



26 FS

SHOWN IN TWILIGHT DECOR



30 FS

SHOWN IN TWILIGHT DECOR

ALL THE BANG WITHOUT THE BUCK TT & SE FW

INTERIOR

- Raptor SE Interior
- 8 Cu. Ft. Refrigerator
- 6-Gal. Gas/Electric DSI Water Heater w/ Quick Recovery
- Residential Microwave
- 3 Burner Range w/ 22-inch Oven
- Large 60/40 Kitchen Sink
- High Rise Faucet
- Laminate Counter Tops
- Maple Hardwood Cabinetry w/
- 100# Full Extension Ball Bearing Drawer Guides
- Night Shades
- Queen Air Mattress (select models)
- Power Vent In The Master Bathroom
- Porcelain Foot Flush Toilet
- Shower Surround
- Skylight in Shower
- Residential Interior Door w/ Glass Insert (select models)
- Cable / Sat. Prep
- TV Antenna w/ Booster
- Bedroom TV Hook-up
- Raptor Control Panel w/ Fuel Gauge
- Braced and Wired for Second A/C (FW)
- Automatic Transfer Switch with Generator Prep
- Battery Quick Disconnect

- 30 Amp Service TT's
- 50 Amp Service FW's
- 15,000 BTU Air Conditioner
- Ducted A/C Into Garage

EXTERIOR

- Convenience Center (All System Hook-Ups Located In One Area) (FW)
- Outside Shower
- Black Tank Flush
- 30 Gallon Fuel Station
- Exterior Cable / Sat Hook-up
- Rear Spotlights (FW)
- Outdoor Activity Light
- One Touch Electric Awning (30FS 2-8' Manual Awnings)
- Easy Glide Radius Steps
- Large Tinted Safety Glass Windows w/ 80% Tint
- Huge Pass-Through Storage (FW)
- Detachable Aluminum Roof Ladder (FW)
- Rain Gutters with Extended Drip Spouts
- Aluminum "RAM" Air Ventilation System In Garage
- Fiberglass Front Cap
- Spare Tire

- 7,000# Ultra Lube Axles (NA 21FB)
- Premium 8 Lug 16" "E" Rated Radials
- Heated And Enclosed Underbelly
- Double Welded Aluminum Construction
- Filon Exterior Sidewalls
- Hydraulic Slide Rooms (select models)
- 5" Pre-Engineered Roof Truss Rafters (FW)
- One Piece EPDM Rubber Roof (12 year warranty)

RAPTOR ENTERTAINMENT SYSTEM

- 32" LCD HDTV (FW only)
- Sony® AM/FM/CD/DVD/MP3 Player
- 4 - Interior Speakers
- 2 - Exterior Marine Speakers

OPTIONS

- Double Electric Queen Beds with U-Shaped Dinette
- Rear Screen Enclosure
- Onan 5,500 Watt Generator (FW)
- Onan 4,000 Watt Generator (TT)
- Dual Pane Windows

SAFETY PKG.

- Carbon Monoxide Detector
- Smoke Detector
- LP Gas Detector
- Fire Extinguisher

DISCLAIMER: Product information is as accurate as possible as of the date of publication of this brochure. All features, floor plans, and specifications in this brochure are subject to change without notice. Please also consult Keystone's web site at www.keystonerv.com for more current product information and specifications. **Tow Vehicle Disclaimer. CAUTION:** Owners of Keystone recreational vehicles are solely responsible for the selection and proper use of tow vehicles. All customers should consult with a motor vehicle manufacturer or their dealer concerning the purchase and use of suitable tow vehicles for Keystone products. Keystone disclaims any liability or damages suffered as a result of the selection, operation, use or misuse of a tow vehicle. **KEYSTONE'S LIMITED WARRANTY DOES NOT COVER DAMAGE TO THE RECREATIONAL VEHICLE OR THE TOW VEHICLE AS A RESULT OF THE SELECTION, OPERATION, USE OR MISUSE OF THE TOW VEHICLE.**



DECOR OPTIONS



TWILIGHT

COGNAC

ECLIPSE

WEIGHTS AND MEASUREMENTS

TRAVEL TRAILERS	26FS	30FS
SHIPPING WEIGHT	7231	8216
CARRYING CAPACITY	4269	4284
HITCH WEIGHT	1120	1325
EXTERIOR LENGTH	29' 2"	34'
EXT. HEIGHT - A/C TOP	12' 3"	12' 3"
FRESH WATER (GAL.)	86	86
WASTE WATER (GAL.)	39	30
GRAY WATER (GAL.)	39	30
LPG	40	40
AWNING	15'	8' & 8'

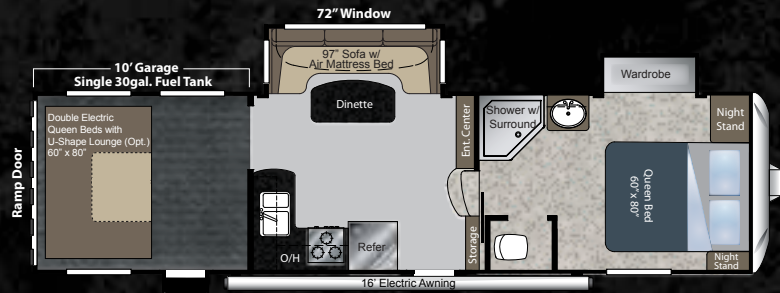
SE FIFTH WHEELS	297SE	367SE	377SE
SHIPPING WEIGHT	10306	TBD	TBD
CARRYING CAPACITY	5094	TBD	TBD
HITCH WEIGHT	2430	TBD	TBD
EXTERIOR LENGTH	34' 1"	TBD	41' 0"
EXT. HEIGHT - A/C TOP	13' 2"	TBD	13' 4"
FRESH WATER (GAL.)	86	TBD	110
WASTE WATER (GAL.)	39	TBD	78
GRAY WATER (GAL.)	82	TBD	78
LPG	60	TBD	60
AWNING	16'	TBD	15'

RAPTOR

SE FIFTH WHEELS

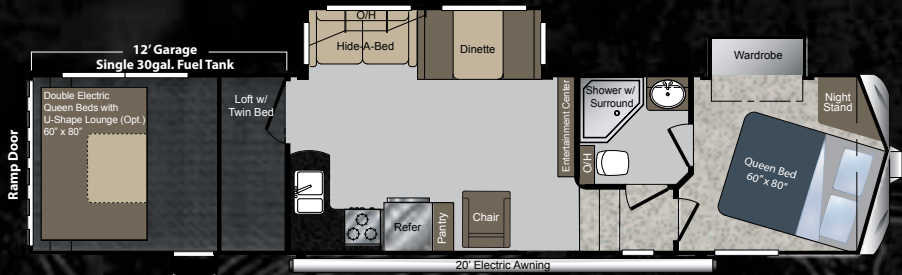


297SE SHOWN IN ECLIPSE DECOR



297SE

297SE BEDROOM

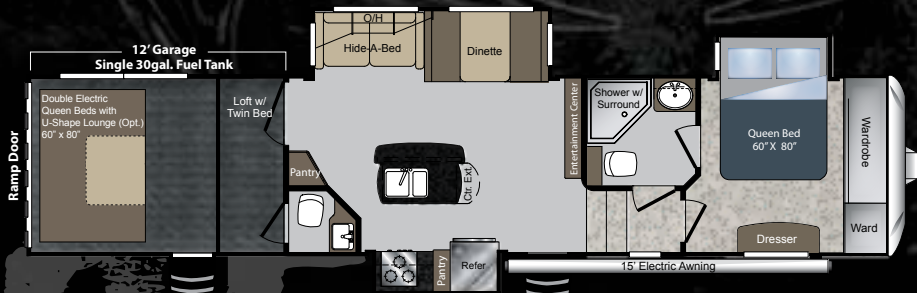


367SE

297SE KITCHEN



297SE SOFA



377SE





SHOWN IN ECLIPSE DECOR

377SE



377SE 1/2 BATH IN GARAGE

RAPTOR

SE FIFTH WHEELS

www.keystonerv-raptor.com

RAPTOR

TRAVEL TRAILER AND SE FIFTH WHEEL **TOYHAULERS**



WWW.KEYSTONERV-RAPTOR.COM



Keystone RV
Company

WWW.KEYSTONERV.COM | 574-535-2100

YOUR LOCAL RAPTOR DEALER:

JANUARY 2012