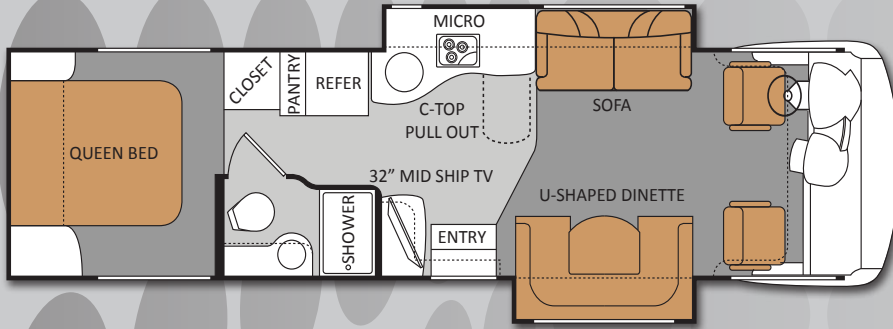


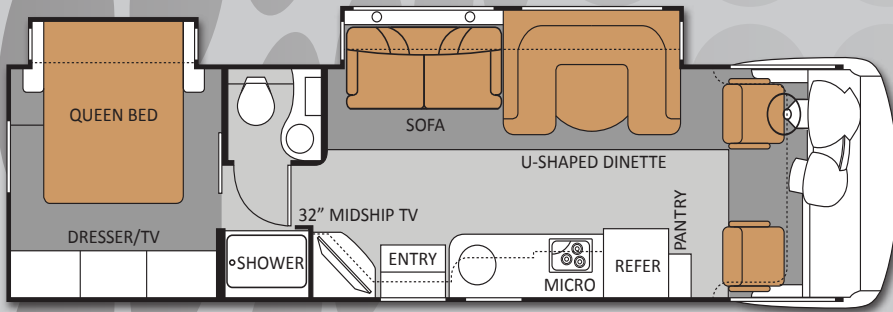
# SERRANO

## Class A Front Engine Diesel Motorhomes



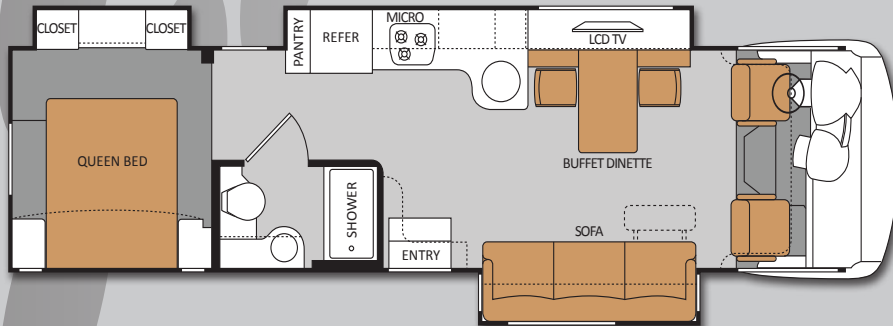
### 31V

- Leatherette U-shaped Dinette
- 32" Mid-Ship LCD Television
- Leatherette Hide-a-Bed Sofa with Air Mattress
- Onan® RV Quiet 6.0 diesel generator (6000-watt)



### 31X

- Leatherette U-Shaped Dinette
- Leatherette Hide-a-Bed sofa with Air Mattress
- 32" Mid-Ship LCD Television
- Pantry
- "Mega" storage in the basement allows for easy storage



### 33A

- Leatherette Hide-a-Bed Sofa with Air Mattress & Recliner
- Free Standing Buffet with Four Chairs
- 32" LCD Television with Motorized Lift in Buffet
- Deluxe "European" inspired rear view mirrors

#### Specifications

	Model	31V	31X	33A
WEIGHT	Workhorse Chassis - Diesel Engine (LBS.)	6.4L / V-8	6.4L / V-8	6.4L / V-8
	Gross Vehicle (GVWR) (LBS.)	20,500	20,500	22,000
	Gross Combined (GCWR) (LBS.)	26,000	26,000	26,000
MEASUREMENTS	Exterior Length (without ladder)	32'10"	32'10"	34'4"
	Exterior Height (with air conditioning)	11'5"	11'5"	11'5"
	Exterior Width (without mirrors)	101.75"	101.75"	101.75"
	Interior Height	80"	80"	80"
	Awning Size (manual/electric)	17'16'	17'16'	17'16'
CAPACITIES	Fuel (gallons)	40	40	40
	LPG (pounds)	96.4	96.4	96.4
	Fresh/Waste Water (gallons)	50/36.5	50/39	50/36.5
	Gray Water (gallons)	56.7	46/22	56/21
	Water Heater (gallons)	6	6	6
	Storage Capacity (cubic feet)	150	81	119

# Serrano Standard & Optional Features

## BODY CONSTRUCTION/EXTERIOR

Fully welded tubular steel floor system	S
Fully welded tubular aluminum roof and sidewall cage construction	S
Curved sidewall design	S
Vacu-Bond laminated roof, walls and floors with high-density block foam insulation	S
Fiberglass front and rear caps	S
One-piece windshield	S
Full-body paint package with gel-coat sidewalls	S
Exterior rear "MEGA" storage compartments	S
Seamless roto-cast storage compartments	S
Exterior side hinged deluxe aluminum luggage doors	S
Premium one-piece TPO roof	S
Crown roof	S
Manual patio awning	S
Electric lateral arm patio awning with 600-watt inverter	O
Roof ladder	S
Fully automatic hydraulic leveling jacks	S
Rubber tread entry steps	S
Automatic electric entry step	S
Outside shower	S

## AUTOMOTIVE/COCKPIT

AM/FM dash radio with large buttons, CD player and weather band tuner	S
Wood grain dash insert	S
Generator start switch on dash	S
Dash fans	S
3-point seat belts for driver and passenger	S
Leatherette driver and passenger captain's chairs	S
Six-way power driver seat	S
Back-up monitor with audio	S
Side vision cameras (Requires back-up monitor)	S
Deluxe Euro top mounted heated, remote exterior mirrors	S

Fog lights	S
L.E.D. tail lights	S
19.5" tires	S
Stainless steel wheel liners	S
5,000 lb. towing hitch	S

## INTERIOR

80" interior ceiling height	S
Residential linoleum (galley, living area & bath)	S
Pressed composite countertops	S
Metal entry grab handle	S
Dual 13,500 BTU low pro roof air conditioners	S
Dual 13,500 BTU low pro roof air conditioners with heat pumps	O
Ceiling ducted air conditioning system	S
Cherry cabinetry	S
Hardware with Brushed Nickel finish	S
European style curved cabinetry with hidden hinges	S
Soft Touch vinyl ceiling	S
Halogen lighting in living area	S
Leatherette hide-a-bed sofa with air mattress (N/A 33A)	S
Leatherette hide-a-bed sofa with air mattress & recliner (33A)	S
Leatherette U-shaped dinette (31V & 31X)	S
Freestanding buffet dinette with four chairs (33A only)	S
Day/night shades throughout	S

## GALLEY

8 cu. ft. Double door refrigerator	S
Recessed 3-burner high-output gas cooktop with black convection microwave oven	S
Large single bowl sink with single lever kitchen faucet	S
Recessed halogen lighting over counter top area	S
Slide out pantry drawers	S
Full extension metal drawer guides	S
Solid Surface counter top	O

Fantastic fan	O
---------------	---

## ENTERTAINMENT & ACCESSORIES

32" LCD TV in the living area (31V & 31X)	S
32" LCD television with motorized lift in buffet (33A)	S
19" LCD TV in bedroom	O
Home theater system with DVD player and radio tuner	O
Outside entertainment center includes a 26" LCD TV, AM/FM stereo, CD/DVD player, iPod ready jack and speakers (31X only)	O
Cable TV prep	S
HD/DSS satellite prep	S

## BEDROOM/BATHROOM

Queen-size bed with fiber mattress	S
Bedspread and pillow shams	S
Attractive headboard with accent lighting	S
Lighted wardrobe in bedroom	S
China bowl toilet	S
Shower with glass door	S

## SAFETY & CONVENIENCE

Entry door with dead bolt lock	S
Systems Control Center	S
Smoke, LPG and carbon monoxide detectors	S
Fire extinguisher	S
Passenger seat belts in select areas	S
Slide-out battery tray	S
Valve stem extenders on rear tires	O

## ELECTRICAL AND PLUMBING

Onan® RV QD diesel generator (6000-watt)	S
50-amp service with marine type detachable power cord	S
Battery disconnect switch	S
Emergency start switch	S
Dual 6-Volt auxiliary batteries	S
6-gallon DSI gas/electric water heater	S
Water heater bypass system	S
Heated and enclosed holding tanks	S

# SERRANO

**VEHICLE LOADING:** Every effort has been made to provide the greatest number of options for the recreation vehicle owner. Along with these choices comes the responsibility to manage the loads that are imposed by the choices so that they remain within the manufacturer's specified chassis weight limits. Do not overload the recreation vehicle.

**IMPORTANT:** Towing capacity may vary by chassis model, floorplan, options and loading of the vehicle. This may result in a towing capacity which is less than the maximum capacity of the hitch. Do not exceed the vehicle's Gross Combined Weight Rating (GCWR), or the hitch rating. A separate functioning

brake system is required for any towed vehicle or trailer weighing more than 1,000 lbs. (450 KG) when fully loaded. Liquid capacities and weights are approximations only.

**WARNING:** This information is intended as a guide only. Weights of individual vehicles may vary. Consult your owner's manual and weight sticker affixed to each vehicle for complete loading, weighing, and towing instructions.

**WARRANTY:** The vehicles are provided with a twelve (12) month, 15,000-mile limited warranty. Chassis, component part and appliance manufacturers may issue limited warranties covering those portions of

the vehicle not covered by the limited warranties issued by Thor Motor Coach. To learn what portions of the vehicle are excluded from coverage under the limited warranties issued by Thor Motor Coach, please contact your selling dealership or Thor Motor Coach directly, or review the warranty packet inside the vehicle.

Product information, specifications, and photography in this brochure were as accurate as possible at time of printing. Photographs may contain some features that are optional on your vehicle. Since we continually strive to improve our products, actual products may differ. The manufacturer reserves the

right, at any time, to make changes in product design, materials, component specifications and pricing, without notice. All capacities are approximate and dimensions are nominal. Some features or options may be different or unavailable in Canada.

