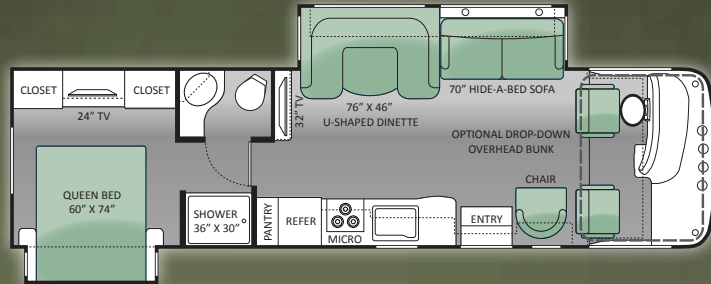


MIRAMAR



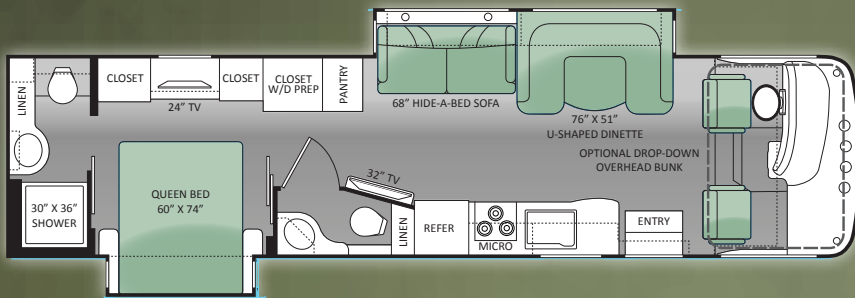
MODEL

Chassis	Ford
Gross Vehicle Weight Rating (GVWR)	22,000
Gross Combined Weight Rating (GCWR)	26,000
Wheel Base	228"
Exterior Length (without ladder)	34'-0"
Exterior Height (with air conditioning)	12'-7"
Exterior Width (without mirrors)	101"
Interior Height	82"
Awning Size	16'
Fuel (gallons)	80
LPG (pounds)	105
Fresh Water (gallons)	100
Grey Water (gallons)	40
Waste Water (gallons)	40
Water Heater (gallons)	6
Furnace (BTUs)	34,000
Exterior Storage Capacity (cubic feet)	146.5



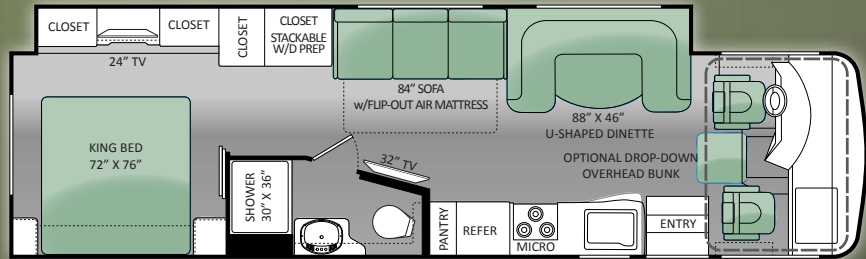
MODEL

Chassis	Ford
Gross Vehicle Weight Rating (GVWR)	22,000
Gross Combined Weight Rating (GCWR)	26,000
Wheel Base	242"
Exterior Length (without ladder)	35'-10"
Exterior Height (with air conditioning)	12'-7"
Exterior Width (without mirrors)	101"
Interior Height	82"
Awning Size	16'
Fuel (gallons)	80
LPG (pounds)	105
Fresh Water (gallons)	100
Grey Water (gallons)	40F - 43R
Waste Water (gallons)	40F - 43R
Water Heater (gallons)	6
Furnace (BTUs)	34,000
Exterior Storage Capacity (cubic feet)	139.5



MODEL

Chassis	Ford
Gross Vehicle Weight Rating (GVWR)	22,000
Gross Combined Weight Rating (GCWR)	26,000
Wheel Base	242"
Exterior Length (without ladder)	35'-10"
Exterior Height (with air conditioning)	12'-7"
Exterior Width (without mirrors)	101"
Interior Height	82"
Awning Size	21'
Fuel (gallons)	80
LPG (pounds)	105
Fresh Water (gallons)	100
Grey Water (gallons)	43
Waste Water (gallons)	40
Water Heater (gallons)	6
Furnace (BTUs)	34,000
Exterior Storage Capacity (cubic feet)	178.0



FIRE ISLAND HD-MAX™



GALAXY FULL BODY PAINT



TUXEDO HD-MAX™



WHITE SANDS FULL BODY PAINT

STANDARD & OPTIONS

CONSTRUCTION & EXTERIOR

- Ford Chassis - 6.8L Triton V-10 Engine with 5 Speed TorqueShift® Automatic Transmission with Overdrive
- 22.5" Tires with Stainless Steel Wheel Liners
- 5,000-lb Trailer Hitch with 7-way Round Connector
- Automatic Leveling Jacks with Touch Pad Controls
- Fully Welded Tubular Steel Floor System
- Fully Welded Tubular Aluminum Roof and Sidewall Cage Construction
- Vacu-Bond Laminated Roof, Wall & Floor with High-Density Block Foam Insulation
- Crown Roof with TPO
- HD-Max™ Exterior with Partial Paint and Graphics Package
- Side-Mounted Power Patio Awning
- Side Mounted Awning Over Slide Outs
- Rear Ladder
- Locking Exterior Aluminum Storage Doors
- Lighted Rotocast Storage Compartments
- Full Basement Pass-through Storage
- Double Electric Exterior Entrance Step

CONSTRUCTION & EXTERIOR OPTIONS

- Black Framed Dual-Pane Windows
- Outside Kitchen - 2.5 cuft Refrigerator, Sink, Portable Gas Grill & 1000-watt Inverter (34.2 Only)
- Full Body Paint with Gel-Coat Sidewalls

AUTOMOTIVE & COCKPIT

- Premium AM/FM Radio with In-Dash CD Player & LCD Back-up Monitor
- Heated/Remote Exterior Mirrors with Integrated Side View Cameras
- Windshield Electric Night Roller Shade
- Generator Start Switch on Dash
- Emergency Start Switch

- Reclining Swivel Leatherette Captain's Chairs
- Pedestal Table Between Captain's Chairs
- Passenger in Dash Computer Workstation

INTERIOR

- 82" Interior Ceiling Height
- Soft Vinyl Ceiling
- Ceiling Ducted Air Conditioning System
- Residential Linoleum Throughout
- Olympic Cherry or Vintage Maple Cabinetry
- Solid Wood Raised Panel Doors
- Hardware with Nickel Finish
- Incandescent Ceiling Lights
- Leatherette Hide-a-Bed Sofa with Air Mattress
- Leatherette U-Dinette (32.1 & 34.1)
- Booth Dinette (34.2)
- Sofa Pillows
- Roller Night shades

INTERIOR OPTIONS

- Front Electric Drop-Down Over Head Bunk

KITCHEN

- Double Door Refrigerator
- 3-Burner High-output Gas Cooktop with Oven
- Residential 30" Over-the-Range Microwave Oven
- Solid Surface Kitchen Countertops with Under-Mount Stone Sink, Recessed Stove and Sink Covers
- Extension Countertop Drawer
- Large Double Bowl Sink with Single Lever Kitchen Faucet & Sprayer
- Pantry
- Ball Bearing Drawer Guides

KITCHEN OPTIONS

- 11 cuft Residential Refrigerator - Includes: 1800-watt Inverter & Automatic Generator Start**

MULTIMEDIA

- 32" Television in Living Area
- Always-in-View™ TV Slide System in Living Area (32.1 Only)
- 24" Television in Bedroom
- DVD Player
- Cable Television and HD/DSS Satellite Prep

MULTIMEDIA OPTIONS

- Exterior 32" Television

BED & BATHROOM

- Queen Size Denver Mattress Weekender (32.1 & 34.1)
- King Size Denver Mattress Weekender (34.2)
- Bedspread & Pillow Shams
- Designer Headboard
- Foot Flush Porcelain Toilet
- Power Vent
- Skylight in Shower
- Glass Shower Door

ELECTRICAL & PLUMBING

- Onan RV QG 5500 Gas Generator
- 50-amp Service with Power Cord
- Dual 13,500 BTU Roof Air Conditioners
- 34,000 BTU Electronic Ignition Furnace
- 6-gallon Gas/Electric Water Heater
- Water Heater Bypass System
- Dual 6-volt Auxiliary Batteries
- Battery Disconnect Switch
- Enclosed Heated Potable Water and Holding Tanks
- Systems Control Center

**AVAILABLE AUGUST 2013



OLYMPIC CHERRY



VINTAGE MAPLE



CHOCOLATE PEARL



HARVEST



STONE HARBOR

IMPORTANT - PLEASE READ: Information published within this brochure reflects product design, fabrication, material, components and specifications at the date of printing. If your vehicle was manufactured before this brochure was published this information may not be accurate because vehicles assembled before the brochure was published may not have the same design, fabrication, materials, components and specification as represented in the brochure. If your vehicle was manufactured after this sales brochure was published the representations may not be accurate because, for product improvement reasons, we reserve the unilateral right, at any time, without prior notice, to make changes in product design, material, components and specifications. The date the brochure was published (i.e. "Julian date") is set forth on the last page of the brochure. IF CERTAIN INFORMATION PUBLISHED WITHIN THIS BROCHURE IS SIGNIFICANT TO YOUR PURCHASING DECISION, PLEASE CONSULT WITH YOUR SELLING DEALERSHIP TO CONFIRM THAT THE INFORMATION IS ACCURATE WITH RESPECT TO THE VEHICLE YOU ARE CONSIDERING PURCHASING. Photographs in the brochure may depict optional equipment or may only be available in certain floor plans. We reserve the right to make changes in prices and models and to discontinue models without notice or obligation. Components, appliances and the chassis may have been manufactured in a calendar year before the vehicle's designated model year. All capacities are approximate. The actual length of the vehicle may differ from that indicated in the brochure due to variances in the manufacturing processes and/or installed components. All dry weights are based on standard model features and do not include optional features or equipment. Components, appliances and features may differ to conform to local codes. Due to EPA environmental restrictions, engine power and torque ratings may change during any model year. The Thor Motor Coach logo and its design are registered trademarks. Other products and company names are trademarks and/or registered trademarks of their respective manufacturer. While the color of the motorhome's exterior and the interior fabrics depicted in this brochure are fair and reasonable depictions, the colors depicted may not be exact match of the actual colors because of variances in photo processing and printing. Component part and appliance manufacturers issue limited warranties covering portions of the vehicle not covered under the limited warranty we issue. To learn specific details regarding warranty coverage please consult your selling dealership or review the warranty packet inside the vehicle.



YOUR LOCAL TMC DEALER:



Go RVing.