

# LANDMARK

THREE SIXTY FIVE



FULL TIME LUXURY  
LIFETIME VALUE







The **Orlando** shown in Moroccan Sand Decor.



Our exclusive wine bar offers great separation from dinette to living room. Also, our kitchen island features maximum workspace by moving the farmhouse sink to one side.

Hidden inside the wine bar cabinet is a five bottle storage rack





# LANDMARK

THREE SIXTY FIVE



Along side the stunning island kitchen there is a massive pantry leading to the elegant curved bath hallway with a linen closet around the corner. Washer/dryer prep is conveniently built into the slide-out beside the bedroom suite.







The five slide Charleston features a 65" TV in the rear den. The den's entrance is accented by a dramatic Amish crafted archway.

*Shown in Belgian Coco Decor*

Living rooms built with the baby boomer

**"6-4-2"**  
code in mind



The front living Madison has two sofas that both extend into hide-a-beds simultaneously for the grandkids. The power loveseat looks head on at the backlit 65" LED HDTV.

*Shown in Moroccan Sand*







The Madison kitchen offers a massive counter space, coffee nook, copious amounts of drawers, shelves, cabinets and even a standard 32" TV!



## Kitchens built for **Chefs, Foodies,** **and Cracker Barrel** enthusiasts



Our Arlington kitchen is shown featuring a large window, huge pantry, and desk with efficient cabinets and a large bank of drawers.

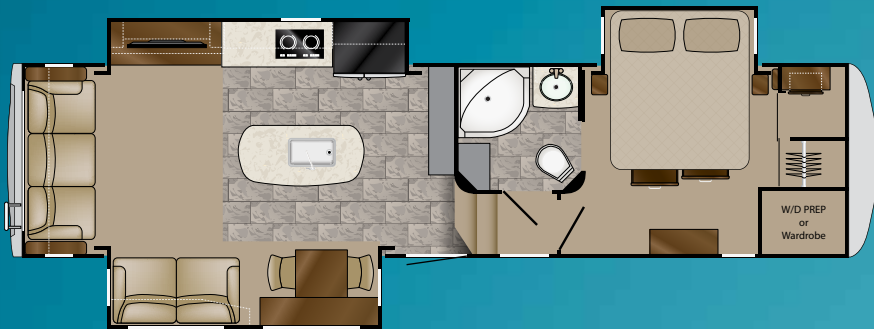
*2016 Newport  
kitchen and 1/2 bath*



**LANDMARK**  
THREE SIXTY FIVE

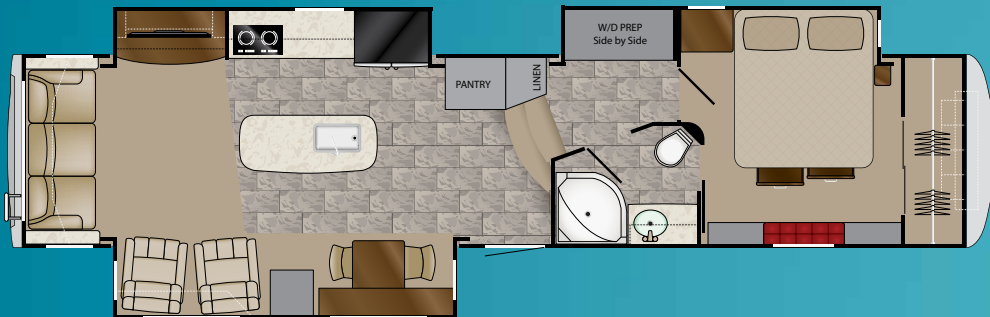
# LANDMARK

## THREE SIXTY FIVE



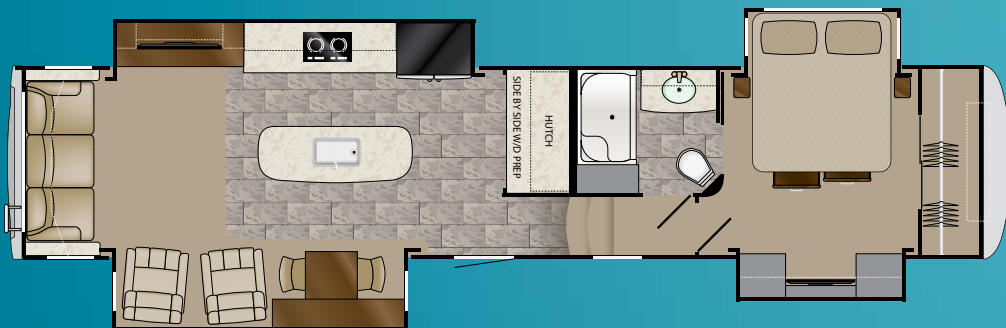
### Syracuse

- Length - 35' 6"
- Dry Weight - 13,412 lbs
- GVWR - 18,000 lbs
- Hitch Weight - 3,075 lbs
- Capacity - 92<sup>F</sup> 91<sup>G</sup> 45<sup>B</sup>



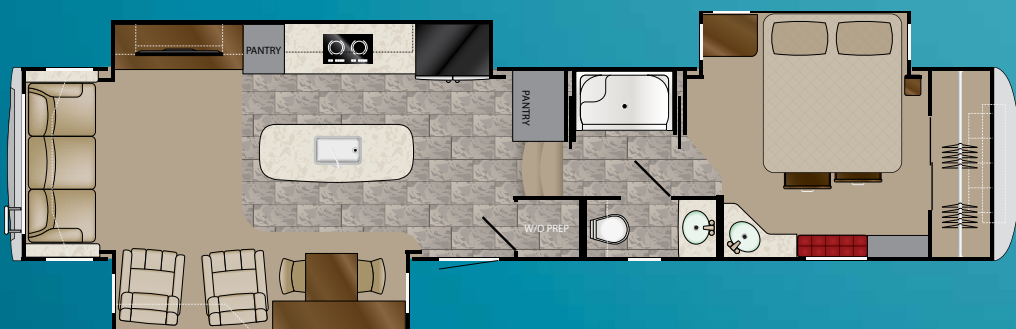
### Orlando

- Length - 42' 1"
- Dry Weight - 15,225 lbs
- GVWR - 18,000 lbs
- Hitch Weight - 2,850 lbs
- Capacity - 92<sup>F</sup> 78<sup>G</sup> 39<sup>B</sup>



### Key West

- Length - 41' 3"
- Dry Weight - 15,104 lbs
- GVWR - 18,000 lbs
- Hitch Weight - 3,395 lbs
- Capacity - 92<sup>F</sup> 91<sup>G</sup> 45<sup>B</sup>



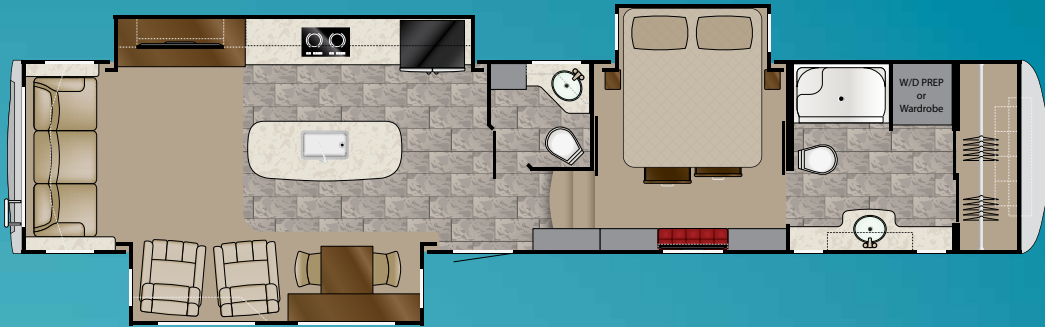
### Ashland

- Length - 41' 6"
- Dry Weight - 14,902 lbs
- GVWR - 18,000 lbs
- Hitch Weight - 3,320 lbs
- Capacity - 92<sup>F</sup> 91<sup>G</sup> 45<sup>B</sup>

Storage... Workspace... Entertaining Space... The Landmark 365 floorplans were designed to provide you with... Short to long, side bath or split, front living room

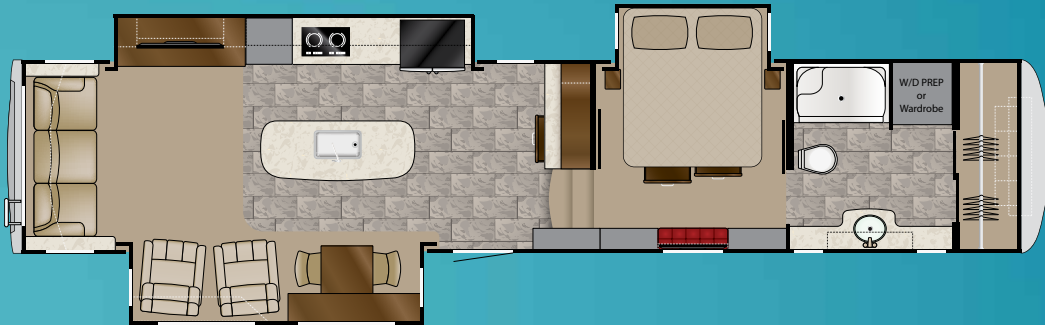


# Full-timer floorplans designed with you in mind!



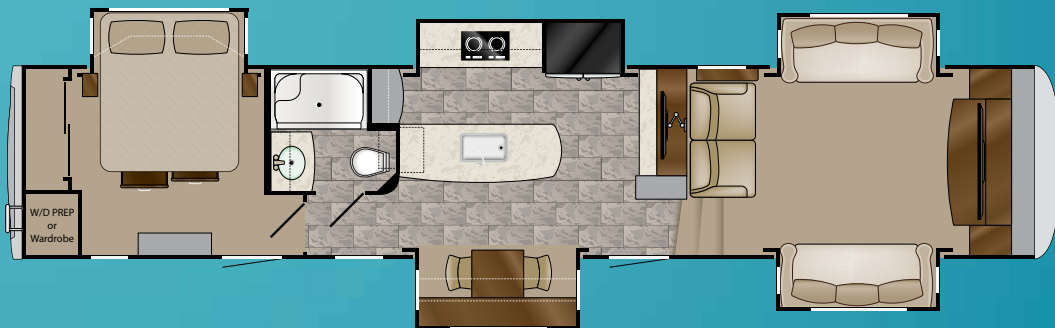
## Newport

- Length - 42' 8"
- Dry Weight - 15,231 lbs
- GVWR - 18,000 lbs
- Hitch Weight - 3,210 lbs
- Capacity - 92<sup>F</sup> 84<sup>G</sup> 84<sup>B</sup>



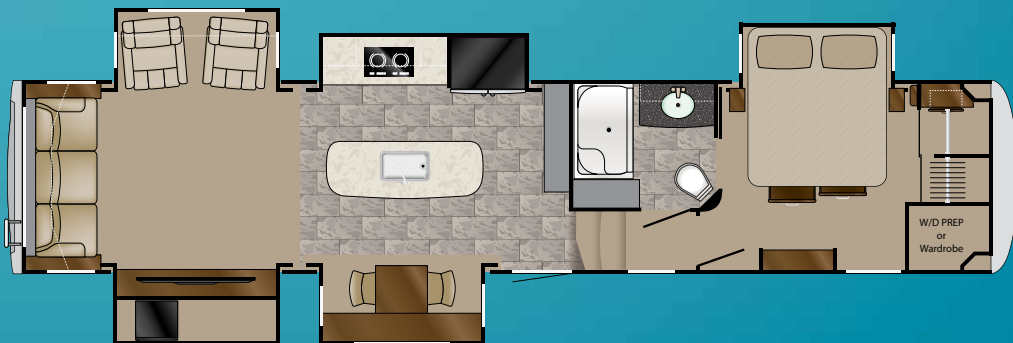
## Arlington

- Length - 42' 8"
- Dry Weight - 15,168 lbs
- GVWR - 18,000 lbs
- Hitch Weight - 3,100 lbs
- Capacity - 92<sup>F</sup> 84<sup>G</sup> 39<sup>B</sup>



## Madison

- Length - 40' 5"
- Dry Weight - 15,172 lbs
- GVWR - 18,000 lbs
- Hitch Weight - 3,640 lbs
- Capacity - 92<sup>F</sup> 91<sup>G</sup> 45<sup>B</sup>



## Charleston

- Length - 41' 4"
- Dry Weight - 14,987 lbs
- GVWR - 18,000 lbs
- Hitch Weight - 3,100 lbs
- Capacity - 92<sup>F</sup> 91<sup>G</sup> 45<sup>B</sup>

Designed with fulltimers, workcampers, extended stay RV'ers & weekend warriors all in mind. There is a LM365 floorplan for you!

# ALL GREAT THINGS START WITH A SOLID FOUNDATION



## “BEST OF THE BEST” CHASSIS SYSTEM

- Standard Industry leading 17.5" H range American made Goodyear tires
- Standard Industry leading Dexter 8000# axles
- Standard Industry leading Dexter EZ-Flex suspension with grease zerks and wet bolts
- Standard 12" powder coated I-beam frame
- Standard pin box or upgraded Mor/ryde pin box
- Standard six point hydraulic leveling
- Standard Light weight aluminum quad steps
- Standard heavy duty gas shocks for additional protection against rough roads
- Standard power cord reel
- Standard easy access spare tire carrier
- Standard Industry leading insulation R40 floor, R38 roof, R11 sidewalls



# Interior Decor options



English Slate Decor



Moroccan Sand Decor



Belgian Coco Decor



# Exterior Choices



Black and Red Partial Paint



Black and Silver Partial Paint



Black and Tan Partial Paint



Dark Silver Full Body Paint



Dark Tan Full Body Paint



Flyin' Lion Full Body Paint

# Landmark Exclusives



Peg storage drawer



Custom LED welcome sign



Bedroom TV mirror



Solid maple drawer boxes



Privacy trim on windows



45,000 BTU cooling



## The Highest Standards: A full-timers check list!

# LANDMARK

THREE SIXTY FIVE

- LG solid surface counter tops and back splash
- Residential refrigerator
- Full extension drawer guides
- Pull-out spray faucet
- Residential farm style sink with sink cover cutting boards
- 13 gallon trash can
- Dual access silverware drawer
- Induction cook top
- Stainless steel convection microwave
- Queen size pillow top, memory foam mattress
- 55" or larger LED TV with sound plate and blue ray player
- Independent slide-out switches
- LED porch and scare lights
- Hardwood cabinet styles and fascia
- Solid maple drawer boxes through-out
- Cold crack resistant flooring
- One-piece fiberglass shower
- Prewired for Winegard Trav'ler satellite system
- LED interior lighting
- Waveland furniture collection proudly made in the USA
- Four blade residential ceiling fan
- Universal docking station (U.D.C.)
- Dual satellite prep
- Dual battery box hookup
- Aluminum wheels
- Battery disconnect
- Six point hydraulic Level-Up
- 8000# Dexter axles with E-Z Flex suspension
- Four heavy duty gas shocks
- American made Goodyear 17.5" H range tires
- Slam latch baggage doors
- Dual 15,000 BTU high output A/C
- MCD roller shades with privacy trim
- 32" bedroom TV/mirror combo
- Energy management system ( EMS )
- 1000 watt inverter and 80 amp converter
- Surge protection
- Personalized LED welcome sign
- Alumi-Guard awning covers with LED
- Dual 40# LP tanks
- 55" or larger LED TV with sound plate and blue ray player
- "Ambiance" countertop lighting
- Aluminum 4-step entry staircase



## Options: To Fit Your Lifestyle!

- Yeti extreme cold weather package
- Mor/ryde pinbox
- Slide awnings
- 5.5KW LP generator
- Outdoor entertainment package (32" TV and Alumi-Guard awning)
- Disc brakes
- Valor tire pressure monitor system
- King bed
- Power theatre seating
- Washer / dryer
- Full oven and gas stove top
- Dishwasher
- Dyson stand alone vac
- Programmable safe
- High rise coffee table / desk
- 5100 BTU Electric fireplace
- Dual pane windows
- Heat pumps on A/C's
- Fantastic fan ( N/A with third A/C )
- Third 15,000 BTU A/C (Standard on Charleston)



# LANDMARK

## THREE SIXTY FIVE



### FULL TIME LUXURY LIFETIME VALUE

**Community. Convenience.  
Close-to-home.**

Where you purchase your recreational vehicle is ultimately your decision but Heartland urges you to consider buying at your local dealer. Dealers are part of your community, providing jobs and contributing to your local economy. These dealers are under obligation to provide warranty service for products they sell, but are not legally required to service products purchased from other dealers. At some point, you may need to return to the dealer you buy from - why not stay close to home? After all, home is where your Heartland is!

### BENEFITS OF PURCHASING YOUR RV LOCALLY:

- You enjoy valuable relationship building with Dealer Representatives, close to your home, who will explain the features and benefits of the product.
- You receive a full product orientation prior to delivery, which includes hands-on directions for many of the coach's systems and functions. You are also introduced to the Dealership's Service/Parts/Warranty personnel who are at the ready to help you with any issues you may encounter, now and in the future.
- You enjoy customer PRIORITY. Dealerships generally service their purchasing customers first - others may experience long delays and miss opportunities to use their RV. What is it worth for you to have a dealership's full attention and motivation to satisfy you when you need service - in a timely manner?
- Valuable TAX dollars and jobs stay in YOUR community which pays for your roads, schools, police and fire departments.

### DON'T UNDERESTIMATE CUSTOMER SERVICE AND PERSONAL CARE!

For Canadian Residents: If you purchase an RV out-of-country, there are additional fees, taxes and inspections that must be met before bringing your product home. Your local Canadian dealers are experts in these provisions.



Visit HEARTLAND on:



Product information is as accurate as possible as of the date of publication of this brochure. Due to Heartland's commitment to continuous product improvement - floorplans, materials, components, features, measurements, specifications, options, etc. are subject to change at any time without notice or obligation. In certain conditions some additional equipment may be needed. Photos may show optional equipment or props used for photography purposes only.

Heartland has listed the approximate base weight of the trailer without the option equipment included. Option equipment will impact the weight of the trailer. Please locate the weight sticker attached to the trailer you are considering for the most accurate trailer weight.

Tow Vehicle Caution: Owners of Heartland recreational vehicles are solely responsible for the selection and proper use of tow vehicles. All customers should consult with a motor vehicle manufacturer or their dealer concerning the purchase and use of suitable tow vehicles for Heartland products. Heartland disclaims any liability or damages suffered as a result of the selection, operation, use or misuse of a tow vehicle. Heartland's limited warranty does not cover damage to the recreational vehicle or the tow vehicle as a result of the selection of the tow vehicle.

20,000 Litho 9/15



Heartland Recreational Vehicles  
2831 Dexter Drive  
Elkhart, Indiana 46514  
574-262-5992

Your Authorized Heartland Dealer: