

# Fuse

# WINNEBAGO



## Why Fuse?

- Two functional floorplans
- Soft-touch Primera® furniture
- Contemporary, fun, and affordable with features that support active owners
- Available bike rack
- Powered, armless patio awning with LED lighting
- Ford® Transit diesel cutaway chassis
- Ford SYNC® 3 Navigation with Lane Departure Warning System
- Flex Bed System (23A)
- Optional solar panel/battery charger system





On the Cover: 23A Magnetic Deluxe Graphics

23A Spark with Glazed Driftwood Cabinetry

## Fun Meets Affordability

The Winnebago® Fuse™ proudly introduces the Ford® Power Stroke® diesel to America. This third generation high-performance engine has proven its worth overseas and is ready to put its 185-horsepower and 15-17 miles per gallon to work for you. It's a fitting chassis for a fun, contemporary Class C coach designed for active owners. Two floorplans each provide multiple, flexible sleeping spaces, wardrobe cabinets

and a full galley. And, while the Fuse is a budget-friendly coach, several premium features such as the FROLI® Deluxe Sleep System (23A), 6" multifunctional cab stereo/display, and a Carefree® Latitude patio awning come standard. You'll also enjoy the entertainment center with an HDTV tucked above the cab. See what happens when fun meets affordability in the Winnebago Fuse.



2016 MotorHome  
READERS' CHOICE  
WINNER  
Class C





23A Spark with Glazed Driftwood Cabinetry

We put fun front and center with an entertainment center above the cab that boasts an HDTV, CD/DVD player, and AM/FM stereo all controlled by a handy remote. Take in your favorite movie from comfortable bench seats in the 23T or the TrueComfort+ sofa in the 23A. Both seating options are covered in soft Primera fabric that is beautiful and durable. Convenient USB ports in the lounge and bedroom allow you to keep your phones powered at all times. It's all part of the Fuse's mission to combine fun and functionality into an affordable coach that you'll be proud to call home.



23A TrueComfort+ Sofa



Passenger Seat Reclined







23A Galley

A decorative backsplash and sliding cabinet doors sourced in the USA bring contemporary style and sustainability to the Fuse. The 23A presents a very user-friendly workspace with a microwave/convection oven, two-burner range, covers for the sink and range, and a flip-up countertop extension. In the 23T, a microwave, three-burner range, and an available oven make any meal possible.



23A Full-Extension Drawers



23A Sink



23A Range



23A Microwave/Convection Oven



23A Range Cover





23A Bedroom

The 23T is designed to make travel comfortable for multiple couples with a queen bed slideout and the Flex Bed System that converts the front seating areas into a large sleeping space. The 23A offers the full flexibility of the Flex Bed System, allowing you to switch between two twin beds or a large queen bed depending on your needs. Add the available HDTV and the bedroom becomes a second hangout room. A wardrobe and a compartment under the bed provide ample storage space.



23A Bedroom Storage



23A Bathroom Vanity



23A Bathroom Storage



Ergonomically designed and safety inspired, the Ford Transit chassis offers a comfortable ride and one of the clearest views of the road. It is the first American motorhome powered by the Ford Power Stroke diesel engine, delivering 15-17 MPG on the highway and the ability to run on diesel or B20 biodiesel. Inside, the MyFord® Touch system features SYNC® 3 technology for your wireless devices and a 6" display for navigation and SiriusXM® satellite radio control. A built-in lane departure warning system keeps you on the right track. When parked, the passenger seat can be turned to face the lounge.

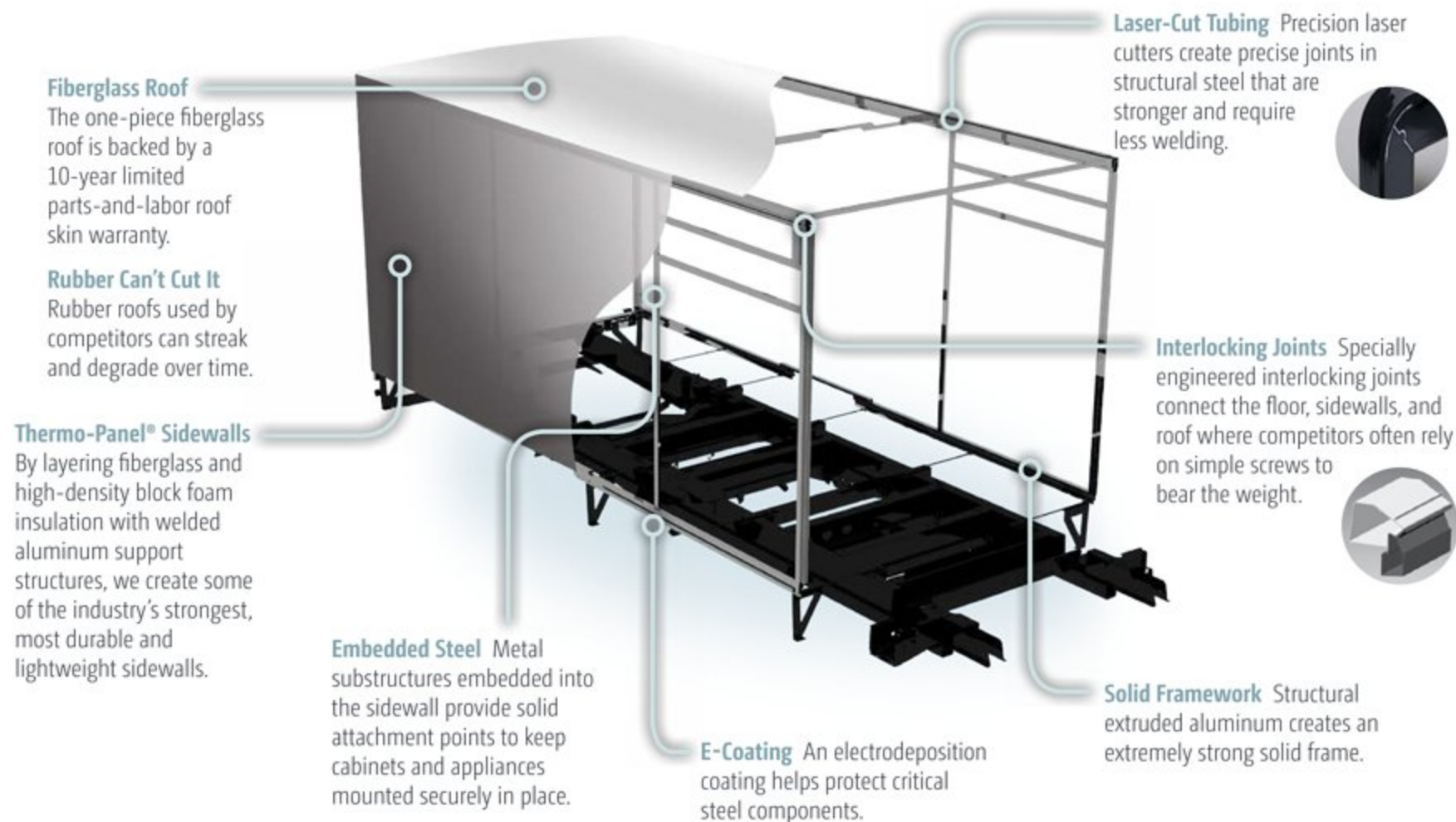






The Fuse complements your active lifestyle with a lighted rear storage compartment for your outdoor gear along with an available bike rack. The Carefree Latitude powered patio awning extends quickly and effortlessly so you can focus on selecting the music for the built-in exterior speakers. Get set up quickly with an all-in-one service center for your water and drainage connections. A heated drainage system is available to extend your travel season into the colder months.





**SUPER  
STRUCTURE**  
BUILT TO LAST

Every coach—from our smallest Class C to our largest diesel-pusher model—is built to Winnebago's® legendary SuperStructure® construction design. It's a process developed and refined over more than 50 years of building some of the strongest, most durable coaches in the industry.



## TESTING

Before rolling out of our factories, every coach undergoes an extensive 113-point inspection. Each coach also passes a high-pressure water test that simulates rain at a rate of 50-inches per hour to check for leaks. During the design process, our computer simulations, physical testing center, and rigorous test track ensure each model is built to last.



## DETAILS

At Winnebago, we treat the features you can't see with the same care as the ones you can. Look in the access panels of some of our competitors' coaches and you'll see loose insulation and wires haphazardly strewn about. Winnebago maintains a clean fit and finish throughout so your coach will last for the long haul.



## BUILT IN-HOUSE

We process and finish key aluminum parts. We rotocast our own plastic components. In fact, we manufacture most of our own parts so they are designed to fit the space, rather than fitting the space to an awkward off-the-shelf component size.



**SUPER  
STRUCTURE**  
BUILT TO LAST

**W** Visit [BetterBuiltRVs.com](http://BetterBuiltRVs.com) to gain real insight into what goes into a Winnebago motorhome.

## TAKE A TOUR

We're proud of our processes, state-of-the-art facilities, and the people who make Winnebago number one. We invite you to visit our complex in Forest City, Iowa, for a firsthand look at the dedication and technology behind every motorhome we build.

Call (641) 585-6936 or (800) 643-4892 or visit us online at [WinnebagoInd.com/company/visit](http://WinnebagoInd.com/company/visit) for more information.




Choose from three fabric collections and two wood finishes.

## Spark



Primera



Primera Accent



Feature Fabric



Bed Cover



Laminate Countertop



Vinyl Flooring



Washed Maple



Glazed Driftwood

Winnebago® reserves the right to change décor materials and specifications without notice or obligation.



Choose from three fabric collections and two wood finishes.

## Blueprint




Primera



Primera Accent



Feature Fabric



Bed Cover



Laminate Countertop



Vinyl Flooring



Washed Maple



Glazed Driftwood

Winnebago® reserves the right to change décor materials and specifications without notice or obligation.

Choose from three fabric collections and two wood finishes.

## Jumper



Primera




Primera Accent




Feature Fabric



Bed Cover



Laminate Countertop



Vinyl Flooring



Washed Maple



Glazed Driftwood

Winnebago® reserves the right to change décor materials and specifications without notice or obligation.



The Fuse comes in this stylish deluxe graphics package.

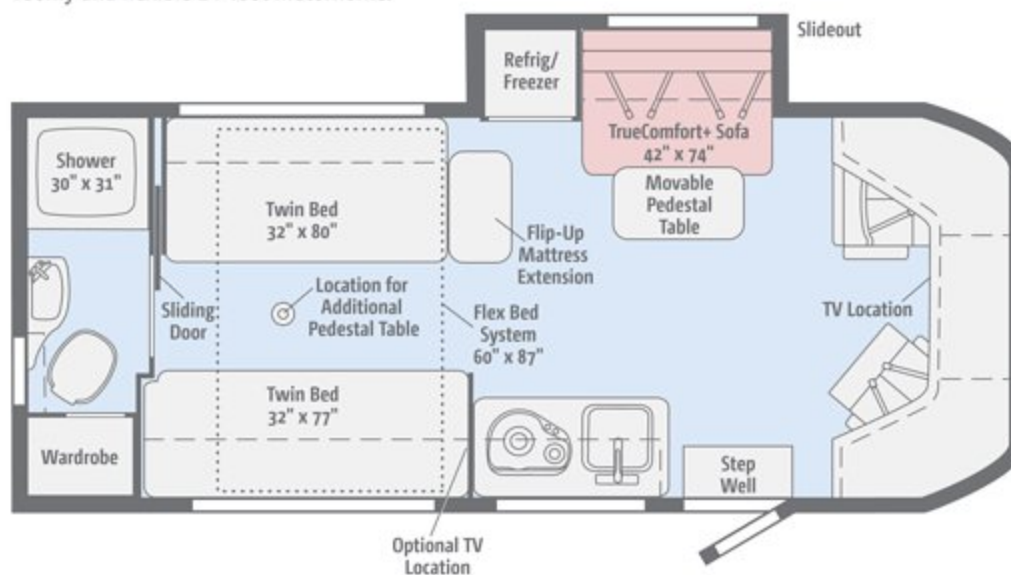


**Magnetic**  
DELUXE GRAPHICS

**W** Click here to explore this floorplan's web page.

## 23A

A lounge slideout with the TrueComfort+ sofa, along with twin beds with the Flex Bed System create a roomy and flexible 24-foot motorhome.

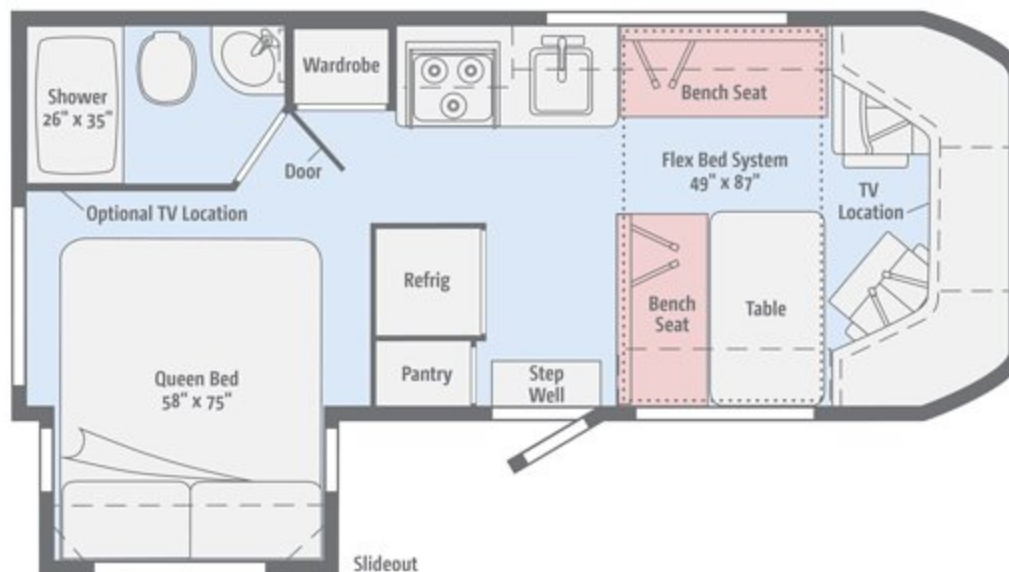




**W** Click here to explore this floorplan's web page.

## 23T

The entire front lounge converts into a generous sleeping area that pairs perfectly with the rear slideout with a queen bed.



## Weights & Measures

	23A	23TA
Length	24'	24'
Exterior Height <sup>1</sup>	10'2"	10'2"
Exterior Width <sup>2</sup>	7'6"	7'6"
Exterior Storage <sup>3</sup> (cu. ft.)	23.1	36.2
Awning Length	16'	10'4"
Interior Height	6'8"	6'8"
Interior Width	7'3"	7'3"
Freshwater Tank Capacity <sup>4</sup> (gal.)	27	33
Water Heater Capacity (gal.)	6	6
Holding Tank Capacity - Black/Gray <sup>4</sup> (gal.)	43/40	40/43
LP Capacity <sup>5</sup> (gal.)	13	13
Fuel Capacity (gal.)	25	25
GCWR <sup>6</sup> (lbs.)	13,500	13,500
GVWR (lbs.)	10,360	10,360
GAWR - Front (lbs.)	4,130	4,130
GAWR - Rear (lbs.)	7,275	7,275
Wheelbase	156"	156"
Seating Capacity	4	4

## Ford® Transit Chassis

185-hp. 3.2L I5 diesel engine, 6-speed automatic overdrive transmission w/SelectShift®

Trailer Hitch® 5,000-lb. drawbar/350-lb. maximum vertical tongue weight

7-pin trailer connector

Stainless steel wheel liners

### OPTIONAL EQUIPMENT

Electric stabilizing jacks

Stylized alloy wheels

## Cab Conveniences

**Cab seats** armrests, fixed lumbar support, adjustable headrest, and multi-adjustable recline/slide (driver seat only)

**SYNC® 3** w/MyFord® Touch, navigation, 6" multi-function HD display, SiriusXM® satellite radio, lane departure warning system

**Rearview Monitor System** w/color camera

**Airbags** driver and front passenger

**3-point seat belts**

**Cruise control**

**Power steering** w/tilt wheel

**12-volt powerpoints**

**Power door locks**

**Sunvisors**

**Power exterior mirrors** w/defrost/turn signal

**Cab window privacy panels**

**Rubber cab mat**

## Interior

32" HDTV

**Coach Stereo System** AM/FM, CD/DVD player, Bluetooth, front input jack, and alarm clock

**Satellite system ready**

**MCD blackout roller shades**

**Tinted windows**

**Amplified digital HDTV antenna**

**Systems monitor panel**

**Roof vent**

**Vinyl ceiling**

**LED lighting**

**Assist bar**

**Vinyl flooring throughout**

**USB chargers**

### OPTIONAL EQUIPMENT

Powered ventilator fan

Dual-pane acrylic windows

## Galley

**Laminate countertops**

**Flip-up countertop extension** (23A)

**Double-door refrigerator/freezer**

**2-burner range top** w/glass cover (23A)

**3-burner range top** (23T)

**Microwave oven** w/touch control (23T)

**Microwave/convection oven** w/touch control (23A)

**Decorative backsplash** w/indirect lighting

**Stainless steel sink** w/sink cover

**Pantry** (23T)

### OPTIONAL EQUIPMENT

3-burner range top w/oven (23T)

## Bath

**Skylight**

**Flexible showerhead**

**Retractable, self-cleaning shower screen**

**Toilet** w/foot pedal

**Fiberglass sink molded into countertop**

**Shower** w/wall surround

**Powered roof vent**

**Mirror**

**Medicine cabinet**

**Robe hook(s)**

**Towel ring(s)**

**Tissue holder**

## Bedroom

**Room divider curtain**

**Flex Bed System** (23A)

**Deluxe Sleep System** w/adjustable headrest (23A)

**Twin beds** w/foam mattresses and access to storage below (23A)

**Queen bed** w/memory foam mattress and mattress cover (23T)

### OPTIONAL EQUIPMENT

24" HDTV

## Exterior

**Porch light** w/interior switch

**Premium high-gloss skin**

**Lighted rear storage compartment**

**Exterior speaker system**

**Powered patio awning** w/LED lighting

**Aluminum cab steps** w/ground-effect LED lighting

**Ladder**

### OPTIONAL EQUIPMENT

Bike rack



## Heating & Cooling System

20,000 BTU low-profile, ducted furnace  
Low profile air conditioner w/1,800-watt heat strip

## Electrical System

Exterior AC duplex receptacle and TV jack  
AC/DC load center, 45-amp. converter/charger  
2,500-watt Cummins® Onan® LP generator  
30-amp power cord  
Coach battery disconnect system  
Automatic dual-battery charge control  
Auxiliary start circuit  
Deep-cycle, Group 24 battery

### OPTIONAL EQUIPMENT

Solar panel/battery charger  
2 deep-cycle, Group 24 battery

## Plumbing System

Service Center city water hookup, exterior wash station w/lighted pump switch, sewer hose, coiled water hose, QuickConnect®, and sprayer head

Water tank fill w/lockable door

Water heater

TrueLevel™ holding tank monitoring system

Permanent-mount LP tank w/gauge

On-demand water pump

Water system winterization package

Holding tank flushing system

### OPTIONAL EQUIPMENT

Heated drainage system

## Safety

Child seat tether anchor (23T)

LP, smoke, and carbon monoxide detectors

10 BC fire extinguisher

Ground fault interrupter

## Warranty<sup>6</sup>

12-month/15,000-mile basic limited warranty<sup>7</sup>

36-month/36,000-mile limited warranty on structure<sup>7</sup>

10-year limited parts-and-labor warranty on roof skin<sup>7</sup>

### FOOTNOTES

1. The height of each model is measured to the top of the tallest standard feature and is based on the curb weight of a typically equipped unit. The actual height of your vehicle may vary by several inches depending on chassis or equipment variations. Please check with your dealer for further information.
2. The load capacity of your motorhome is designated by weight, not by volume, so you cannot necessarily use all available space when loading your motorhome.
3. Capacities are based on measurements prior to tank installation. Slight capacity variations can result due to installation applications.
4. Capacities shown are tank manufacturer's listed water capacity (WC). Actual filled LP capacity is 80% of listing due to overfilling prevention device on tank.
5. Actual towing capacity is dependent on your particular loading and towing circumstances which includes the GVWR, GAWR, and GCWR as well as adequate trailer brakes. Please refer to the Operator's Manual of your vehicle for further towing information.

6. See separate chassis warranty.

7. See your dealer for complete warranty information.

NA Not Available

Not all items available in combination. See dealer for details.

Winnebago's® continuing program of product improvement makes specifications, equipment, model availability, and prices subject to change without notice. Published content reflects the most current product information at time of printing. Please consult your dealer for individual vehicle features and specifications.





Let us host  
your next *Adventure*



[WGOAdventures.com](http://WGOAdventures.com)



**WINNEBAGO**  
RV INSURANCE



From RV to personal insurance, Winnebago RV Insurance can provide all the coverage and services you need to feel at home on the road.

**For more information:**  
**(800) 642-4892**

Connect with Winnebago (Click one of the following)



Like us



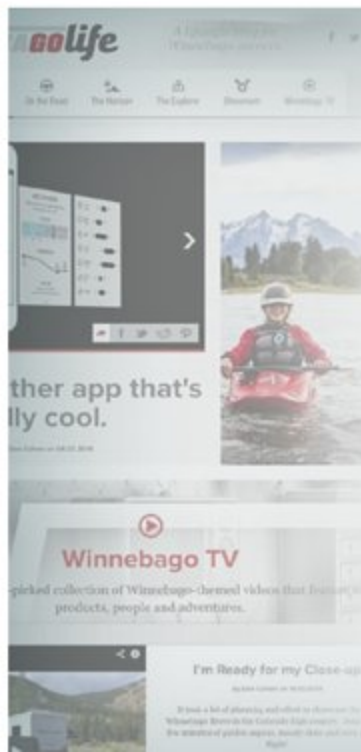
Follow us



Watch us

## WinnebagoInd.com Has All The Answers

Visit [WinnebagoInd.com](http://WinnebagoInd.com) on your computer, smartphone, or tablet for the latest product information and updates.



## Welcome to GoLife!

Visit our lifestyle blog for motorhome news, personal travelogues, and community stories.

**WinnebagoLife.com**

**GOlife**



# **PREFERRED CARE PROGRAM**

We back our motorhomes with best-in-class support both before and after the sale:

- 12-month/15,000-mile basic limited warranty
- 36-month/36,000-mile limited warranty on structure
- 10-year limited parts-and-labor warranty on fiberglass roof
- Complimentary 24-hour roadside assistance program



- TripSaver® Fast Track Parts guarantees that in-stock warranty parts ship directly to your dealer within 24 hours
- National dealer service network

For more information:  
[WGOService.com](http://WGOService.com)



## **Join the Club, Join the Fun**

Here's the perfect way to begin your life on the road as the owner of a new Winnebago – by joining the exclusive WIT Club. Start your adventure with other fun-loving WIT Club members from across the country and get the most out of your new Winnebago motorhome.



### **Members enjoy:**

- Caravans and rallies
- Newsletters
- Local and state group activities
- RV travel benefits

See more at  
[WITclub.com](http://WITclub.com)



## **Grand National Rally**

Each year, thousands of Winnebago owners descend upon Forest City, Iowa. Rally-goers enjoy an unforgettable week reconnecting with friends, taking tours, participating in activities, and more. Join the adventure next July!

# **WINNEBAGO<sup>IND</sup>**

## **CONTACT US**

### **GENERAL INQUIRIES**

Corporate Switchboard  
(641) 585-3535

### **CURRENT PRODUCT OWNER AND SERVICE-RELATED INQUIRIES**

(800) 537-1885  
or [or@winnebagoind.com](mailto:or@winnebagoind.com)

### **NEW VEHICLE SALES INQUIRIES**

[sales@winnebagoind.com](mailto:sales@winnebagoind.com)

### **FAX**

(641) 585-6966

### **POSTAL ADDRESS**

Winnebago Industries, Inc.  
P.O. Box 152  
Forest City, IA 50436

### **STREET ADDRESS**

Winnebago Industries, Inc.  
605 West Crystal Lake Road  
Forest City, IA 50436