

TRAVEL TRAILERS BY DUTCHMEN

AEROLITE



AEROLITE



TRAVEL TRAILERS BY



Dutchmen[®]

Legendary Innovation. Trailblazing Value.

AEROLITE

INNOVATION AND LUXURY LIVE HERE.

From the well-planned living space to the extensive list of standard amenities that include features such as; ultra-comfort seating, solid-surface countertops, an elegant fireplace, HD TV, and an upgraded stereo system, Aerolite proves why it's the luxury leader of premium travel trailers.

Standard in Every Aerolite.



All Weather
Thermal
Package




Electric Stab
Jacks and
Tongue Jack



Premium
Entry Steps

On-the-go living meets residential comfort.

1. LARGE STAINLESS STEEL APPLIANCES
2. FULL EXTENSION STORAGE DRAWERS
3. UPGRADED QUALITY FURNITURE
4. OVERSIZED WINDOWS
5. 60X80 RESIDENTIAL QUEEN BED
(KING BED IN 3303RL MODEL)



2.



1.



4.

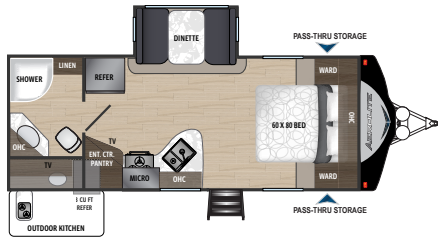
5.

3.



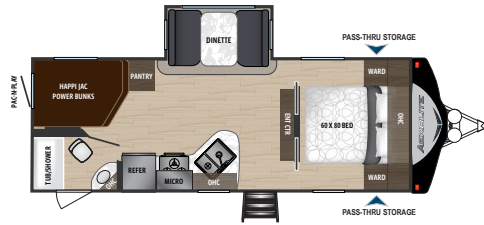
AEROLITE 2843BH | BRINDLE

Aerolite Floorplans



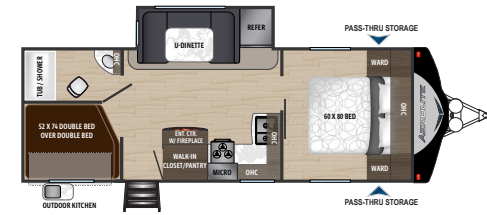
AEROLITE | 2133RB

Ext. Length: 25' 2" Weight: 5,410 lbs. Sleeps: 2-4



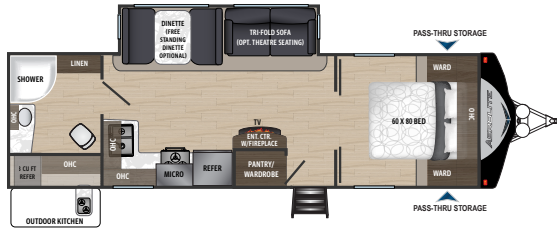
AEROLITE | 2423BH

Ext. Length: 28' 6" Weight: 5,722 lbs. Sleeps: 6-8



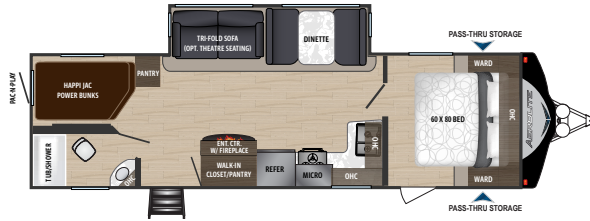
AEROLITE | 2573BH

Ext. Length: 29' 4" Weight: 6,282 lbs. Sleeps: 6-8



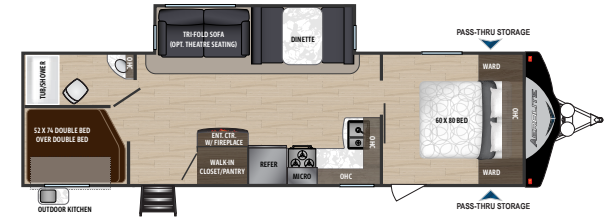
AEROLITE | 2733RB

Ext. Length: 31' 5" Weight: 6,763 lbs. Sleeps: 4-6



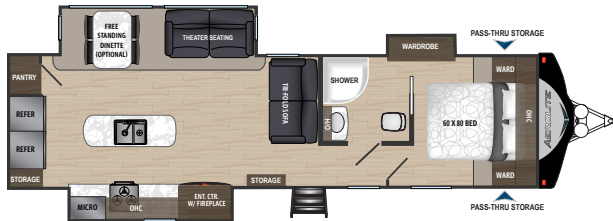
AEROLITE | 2843BH

Ext. Length: 33' 3" Weight: 6,904 lbs. Sleeps: 8-10



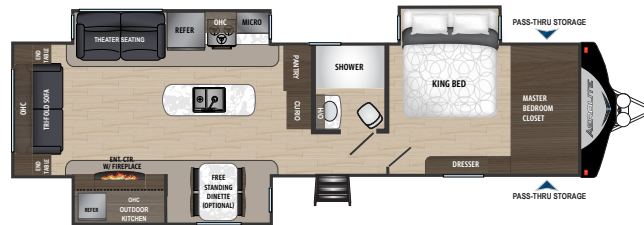
AEROLITE | 2923BH

Ext. Length: 33' 5" Weight: 6,998 lbs. Sleeps: 8-10



AEROLITE | 3153ML

Ext. Length: 35' 6" Weight: 8,210 lbs. Sleeps: 4-6



AEROLITE | 3303RL

Ext. Length: 37' 5" Weight: 8,778 lbs. Sleeps: 4-6




AEROLITE | 3383BH


Ext. Length: 37' 5" Weight: 8,840 lbs. Sleeps: 6-8

Interior Décor

BRINDLE



GUNMETAL



DISCLAIMER: Product information is as accurate as possible as of the brochure publication date. All features, floorplans and specifications in this brochure are subject to change without notice. Please consult Dutchmen's website at www.Dutchmen.com for current product information and specifications. Tow Vehicle Disclaimer. **CAUTION:** Owners of Dutchmen recreational vehicles are solely responsible for the selection and proper use of tow vehicles. All customers should consult with a motor vehicle manufacturer or their dealer concerning the purchase and use of suitable tow vehicles for Dutchmen products. Dutchmen disclaims any liability or damages suffered as a result of the selection, operation, use or misuse of a tow vehicle. DUTCHMEN'S LIMITED WARRANTY DOES NOT COVER DAMAGE TO THE RECREATIONAL VEHICLE OR THE TOW VEHICLE AS A RESULT OF THE SELECTION, OPERATION, USE OR MISUSE OF THE TOW VEHICLE. REFERENCE DUTCHMEN MANUFACTURING OWNERS MANUAL FOR LIMITED WARRANTY DETAILS.

Aerolite Standards and Options

PREMIUM PACKAGE - EXTERIOR FEATURES

13,500 BTU Ducted AC
 30# LP Gas Bottles w/ cover
 Aluminum Wheels
 Back Up Camera Prep
 Battery Quick Disconnect
 Black Tank Flush
 Dark-Tinted Safety Glass Windows
 Easy Lube Axles
 Folding Entry Assist Handle
 Exterior Shower w/ spray hose
 Friction Hinge Entry Door
 Gelcoat Fiberglass Sidewalls
 Hardwood Maple Cabinet Doors and Drawers
 LP Gas Quick Disconnect (Outdoor Kitchen Models)
 Outside Speakers w/ LED Lights
 Painted Fiberglass Front Cap w/ LED Accent Lighting

Patio & Hitch Lights
 Power Awning with LED Lights
 Radial Tires
 Slam Latch Baggage Doors
 Magnetic Baggage Door Catches
 Solar Prep
 Spare Tire & Carrier
 Stabilitrack Suspension System
 Stabilizer Jacks
 2" Rear Receiver Hitch

PREMIUM PACKAGE - INTERIOR FEATURES

6 GAL Gas/Electric DSI Water Heater
 60" x 80" Residential Queen Bed w/ Bedsread
 8 CU FT Double Door Refrigerator
 82" Interior Height
 Bathroom Skylight
 Bedroom TV Hookup w/LCD Backer
 Bluetooth Stereo with DVD/CD Player

Cable/Satellite TV Hookup w/Booster
 Centralized Utility Panel
 Flush Mount 3 Burner Range w/ 21" Oven and Glass Top
 High Spout Pull Out Kitchen Faucet
 Premium Audio Entertainment Soundbar
 LED Accent Lighting
 LED Lighting Throughout
 Pleated Night Shades throughout Living Area
 Porcelain Toilet
 Skylight in kitchen/living room
 Stainless Steel Microwave
 Stainless Steel Range Hood w/12V Fan/Light
 Tile Kitchen Backsplash
 Flush Mounted Glass Fireplace w/ 5K BTU Furnace
 Trifold Deluxe Sofa (model specific)
 Premium StepAbove Folding Entry Steps

MANDATORY OPTIONS

Aerolite Premium Package
 Electric Stabilizer Jacks
 High Definition LED TV
 iN-Command Pro V.1.05 with Touch Screen
 Solid Surface Kitchen Countertops
 All Weather Thermal Package
 Power Tongue Jack
 50 AMP Service w/ 2nd A/C Prep (Select Models)

EXTERIOR OPTIONS

2nd 13,500 BTU Non-Ducted Bedroom AC (model specific)
 15,000 BTU A/C

INTERIOR OPTIONS

Free Standing Dinette and Chairs (model specific)
 Theatre Seating (model specific)



100% PRE-DELIVERY INSPECTION

At Dutchmen, quality is our standard. Every single Dutchmen RV that comes off the line receives its own pre-delivery inspection.



THE INDUSTRY'S BEST RV WARRANTY

With this industry-best warranty, we take the guessing game out of what is and isn't covered.



THE LEADER IN PARTS AND SERVICE

When only the best RV services will suffice, our industry-leading parts and service department is ready to help you get back on the road—and stay there longer than ever before.



Dutchmen[®]

Legendary Innovation. Trailblazing Value.

www.dutchmen.com

Visit us online to see all of the Dutchmen brands, innovative models and spacious floor plans.

Aerolite Specifications

FLOORPLAN	DIMENSIONS			WEIGHTS (LBS.)			TANKS (GALS.)		
	*EXTERIOR TRAVEL LENGTH	EXTERIOR WIDTH	EXTERIOR HEIGHT (WITH A/C)	**AVERAGE SHIPPING WEIGHT	DRY HITCH WEIGHT	CARGO CARRYING CAPACITY	***FRESH WATER CAPACITY	GREY WATER CAPACITY	BLACK WATER CAPACITY
2133RB	25' 2"	8'	11' 1"	5,410	568	2,190	50	67	28
2423BH	28' 6"	8'	11' 1"	5,722	742	1,878	50	39	28
2573BH	29' 4"	8'	11' 5"	6,282	921	3,398	50	78	28
2733RB	31' 5"	8'	11' 5"	6,763	655	2,917	50	56	28
2843BH	33' 3"	8'	11' 5"	6,904	753	2,776	50	78	28
2923BH	33' 5"	8'	12' 2"	6,998	848	2,682	50	67	28
3153ML	35' 6"	8'	11' 7"	8,210	1,144	1,470	50	67	28
3303RL	37' 5"	8'	11' 7"	8,778	1,106	2,222	50	39	39
3383BH	37' 5"	8'	11' 7"	8,840	1,150	2,160	50	39	39

*Length is defined as the distance from the centerline of hitch pin/coupler to rear bumper of trailer. **Our weights represent how most units are built, inclusive of many commonly-ordered options.

***Fresh water capacity includes water heater capacity.

PO BOX 2000 • 2164 Caragana Court • Goshen, Indiana 46527 • Sales: 574.537.0600 • www.dutchmen.com

DISCLAIMER: Product information is as accurate as possible as of the brochure publication date. All features, floorplans and specifications in this brochure are subject to change without notice. Please consult Dutchmen's website at www.Dutchmen.com for current product information and specifications. Tow Vehicle Disclaimer. CAUTION: Owners of Dutchmen recreational vehicles are solely responsible for the selection and proper use of tow vehicles. All customers should consult with a motor vehicle manufacturer or their dealer concerning the purchase and use of suitable tow vehicles for Dutchmen products. Dutchmen disclaims any liability or damages suffered as a result of the selection, operation, use or misuse of a tow vehicle. DUTCHMEN'S LIMITED WARRANTY DOES NOT COVER DAMAGE TO THE RECREATIONAL VEHICLE OR THE TOW VEHICLE AS A RESULT OF THE SELECTION, OPERATION, USE OR MISUSE OF THE TOW VEHICLE. REFERENCE DUTCHMEN MANUFACTURING OWNERS MANUAL FOR LIMITED WARRANTY DETAILS. ©2019 Dutchmen. AEROLITE-2019 Printed in U.S.A.