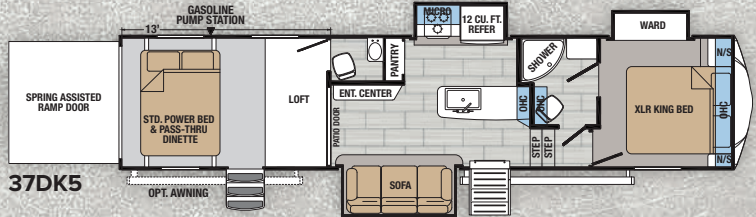
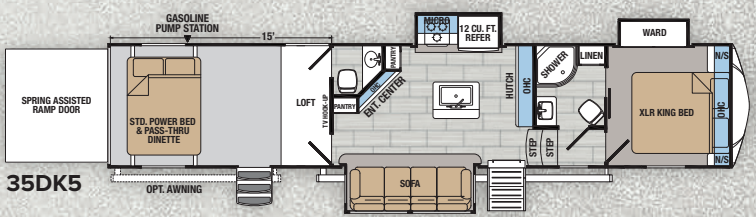
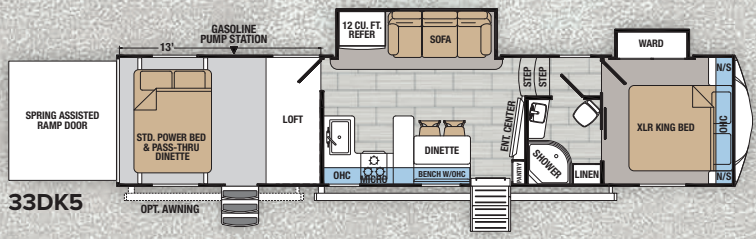
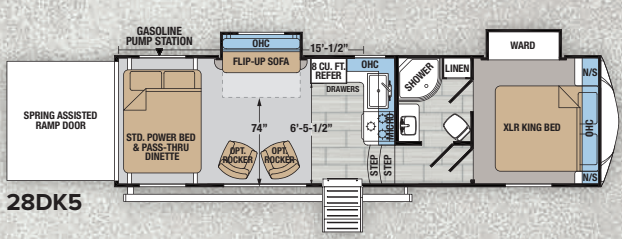


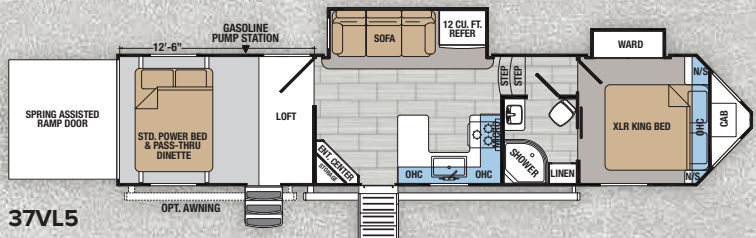
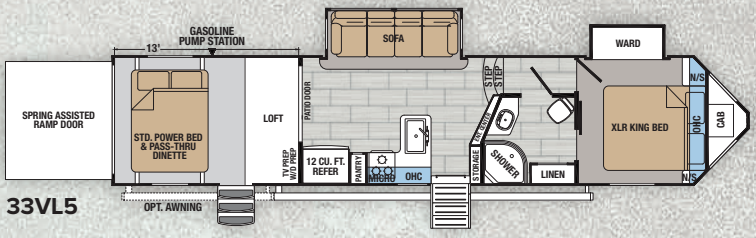
XLR TOY HAULERS NITRO



FIFTH WHEELS



V-NOSE FIFTH WHEELS



See XLR videos and virtual tours at www.forestriverinc.com/XLR

XLR TOY HAULERS NITRO

STANDARDS & OPTIONS

INTERIOR DECORS

- Gunmetal
- Mica

EXTERIOR

- 18K Pin Box
- Solar Power Pre-Wired Roof
- Backup Camera Prep
- Black Tank Flush
- 80% Tint Radius Safety Glass Windows
- (2) 30 LB. LP Bottles
- 30" Radius Entry Door
- Exterior Marine Grade Speakers
- High-Capacity Water Pump
- Battery Disconnect Switch (Pass Thru)
- Oversized Tank Capacities
- Collapsible Ladder

KITCHEN

- Modern Sink and Grate Style Sink Cover
- Residential Faucet
- .9 Black Convection Microwave
- Residential One-piece Countertops
- 3-Burner Drop-In Cooktop w/Glass Cover
- 12 Cu. Ft. Gas/Electric Refrigerator (N/A 28DK5 - 8CF)

BATHROOM

- Skylight Over Shower
- Medicine Cabinet with Mirror

- Porcelain Toilet
- Residential Glass Enclosure
- Linen Storage
- Dual Entrance

INTERIOR

- Decorative Glass Cabinet Door Inserts (Kitchen Upper)
- Solid Core Cabinet Stiles
- Hidden Hinge Residential Cabinet Hardware
- Ball Bearing Full Extension Drawer Glides
- Large Panoramic Windows
- Upgraded Residential Furniture
- Hardwood Maple Cabinet Door Frames
- 2-Zone/CD/DVD/Sound System w/JBL Speakers
- LCD Living Room TV

CONSTRUCTION

- Performance Fiberglass Exterior
- Two-Tone Automotive Painted Fiberglass Cap
- One-piece Roof Membrane with 12-Year Warranty
- Ducted Roof A/C Distribution System
- Insulated Storage Doors
- Magnetic Storage and Entry Door Latches

- Laminated Aluminum Framed Rear Ramp Door
- Vacubonded Aluminum Framed Side Walls
- Laminated Aluminum Framed End Walls and Roof Slide Rooms
- Residential Wood Framed Main Floor
- 5" Radius Wood Framed Roof
- Gas/Electric Water Heater

BEDROOM

- Master Suite with 66" x 80" XLR King
- Solid Bedroom Door (Master Suite)
- Oversized Underbed Storage
- Residential Bedspread
- Residential Styled Headboard
- TV and Cable Prep
- USB and 110V Outlet at Nightstand

OPTIONAL ITEMS

- Off Grid Package (5.5 Onan Gen - 44 Amps MAX)
- VIP Party Deck and Rear Electric Awning
- VIP Party Deck Steps
- Second 13.5K A/C Bedroom
- Energy Management System w/(3) High Efficiency A/C's

XTENDED SEASON PACKAGE - Mandatory

- Radiant Foil Insulation Technology - Roof and Underbelly
- MaxxAir Power Roof Vent IPO 12V Fan - Main Bath
- Screen Wall/Tent Wall Privacy and Window Inserts
- Fully Enclosed Underbelly
- 12 Volt Heated Tank Pads

ULTIMATE PACKAGE 2 - Mandatory

- Off Grid Prep (Gen Prep and Mobile Fuel Station & Solar Roof Prep)
- Single Electric Bed w/Max Clearance Pass Thru Dinette
- 50AMP Service w/Transfer Switch
- MorRYDE CRE 3000 Suspension Enhancement
- Upgraded Main Entry Step
- Upgraded Main Awning w/LED Lights
- Upgraded Main Entry Door w/Window and Friction Hinges
- Aluminum Wheels
- E-Z Lube® and Nev-R-Adjust Axles
- Radial Tires w/Nitrofill and No Fuss Warranty
- Full Sized Spare Tire
- 15 BTU Ducted Roof A/C
- 5,000 lb. Rated D-rings - Garage Cargo
- Electric Stabilizing Jacks Rear

MODEL	FIFTH WHEELS				V-NOSE FIFTH WHEELS	
	28DK5	33DK5	35DK5	37DK5	33VL5	37VL5
Hitch Weight (lbs)	2380	2520	2810	2465	2525	2780
UVW	10665	12454	13299	12229	12548	12859
Cargo Capacity	5661	4066	3511	4236	3977	3921
Exterior Length	32'-8"	41'-1"	43'-8"	39'-5"	42'-9"	41'-4"
Exterior Height	12'-10"	12'-10"	12'-10"	12'-10"	12'-10"	12'-10"
Exterior Width	102"	102"	102"	102"	102"	102"
Fresh Water (gal)	102	102	102	102	102	102
Grey Water (gal)	80	80	80	80	80	80
Black Water (gal)	50	50	100	100	50	50
Awning Size	18'	18'	18'	18'	20'	18'



HD Orange Full Body Paint with Premium Gel Coat Sidewalls

GVWR (Gross Vehicle Weight Rating) - is the maximum permissible weight of the unit when fully loaded. It includes all weights, inclusive of all fluids, cargo, optional equipment and accessories. For safety and product performance do NOT exceed the GVWR.

GAWR (Gross Axle Weight Rating) - is the maximum permissible weight, including cargo, fluids, optional equipment and accessories that can be safely supported by a combination of all axles.

UVW (Unloaded Vehicle Weight)* - is the typical weight of the unit as manufactured at the factory. It includes all weight at the unit's axle(s) and tongue or pin and LP Gas. The UVW does not include cargo, fresh potable water, additional optional equipment or dealer installed accessories.

*Estimated Average based on standard build optional equipment.

CCC (Cargo Carrying Capacity)** - is the amount of weight available for fresh potable water, cargo, additional optional equipment and accessories. CCC is equal to GVWR minus UVW.

Available CCC should accommodate fresh potable water (8.3 lbs per gallon). Before filling the fresh water tank, empty the black and gray tanks to provide for more cargo capacity.

**Estimated average based on standard build optional equipment.

Each Forest River RV is weighed at the manufacturing facility prior to shipping. A label identifying the unloaded vehicle weight of the actual unit and the cargo carrying capacity is applied to every Forest River RV prior to leaving our facilities. The load capacity of your unit is designated by weight, not by volume, so you cannot necessarily use all available space when loading your unit.

XLR Nitro by Forest River

2421 Century Drive ■ Goshen, IN 46528 ■ E-mail: XLRinfo@forestriverinc.com

Phone: 574-642-0438 ■ www.forestriverinc.com/XLR

www.forestriveraccessories.com ■ #XLRtoyhaulers



Learn More
Scan this barcode using
a QR Reader on your
smart phone to learn
more about Forest River.

