



PACE ARROW

The Mark of Excellence





A Panasonic® home theater entertainment system with DVD, superspeakers and large 27" television can be enjoyed from anywhere in the main living quarters.



The living room slide features an optional fixed dinette, where you can enjoy quiet conversations or a gourmet meal.




SHOWCASE *interiors*

Elegant Slate and Sand interiors are artistic blends of patina metal, designer fabrics and sophisticated glass work.




ELEGANCE *and comfort*

The finest furnishings and finishes complement an array of standard bedroom features such as large cabinets, vanity and nightstand countertops. Designer lighting sets the mood for watching TV or listening to the Panasonic® CD/clock radio. The slide-out accomodates a queen-size bed with pillowtop mattress, as well as a bedspread, headboard and window valances all covered in tastefully finished fabrics.



The bath area features solid surface countertops, stainless steel sink, nickel-finished faucet, towel bar, rings and hooks, a single-lever shower control with chrome hose and full-size showerhead.



The large cedar-lined wardrobe houses a wire shelf and DustBuster®.



QUEST *for excellence*

Fleetwood has proven its position once again as a leader in the industry with the new Pace Arrow... truly the pinnacle of gas-powered motor homes on the road today. From its newly restyled exterior to its amazing list of standard features, Pace Arrow is a motor home that will truly touch you with its attention to detail, design and craftsmanship.



A designer stainless steel sink is equipped with a single-lever chrome pull-out faucet, soap dispenser and solid surface covers to maximize preparation area.



A detachable ironing board, (available on most models), affixes to the cutting board area and stows neatly away in the cedar-lined hallway wardrobe.



The large stainless steel GE® convection oven features a built-in rangehood.

FORM *and functionality*

In the galley, large solid surface countertops complement richly finished wood cabinets and drawers with sculpted stainless handles.




NO MATTER HOW YOU SPELL IT...TUFF IS TOUGH!

Quality Tuff Coat™ fiberglass is the protective exterior on your Fleetwood RV. It is a single continuous sheet of material that runs the length of your chassis for durable, long-lasting protection from the elements. No seams. No holes. No cracks.

TUFF COAT™

Just a solid layer of 100% fiberglass to cover your uniquely constructed Vacu-Bond® sidewalls and slideout components. Together, Tuff Coat™ and Vacu-Bond® will keep your Fleetwood RV looking great for many years to come.



Ultraleather™ finished captain's chairs feature convenient pockets for cell phones, glasses, maps and more.

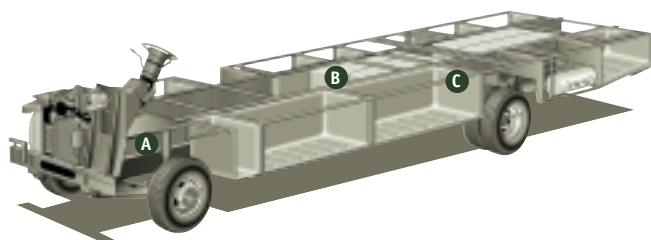


Every dash area component is ergonomically situated for driving comfort, including the Visteon® Double DIN Radio, back-up camera and clearance light flasher switch.

Pace Arrow®

FLEETWOOD RV

THE POWER PLATFORM MAKES THE DIFFERENCE



A Steel I-beams are welded the length of the chassis for enormous weight-bearing ability.

B Water tanks run horizontally down the center of the frame for balance.

C Beefy steel outriggers firmly cradle all exterior compartments.

**POWER
PLATFORM**



THE FACTS BEHIND OUR MOTOR HOMES

Fleetwood uses automotive style bonding for all windshields. Most competitors still use old rubber gaskets.

Fleetwood uses 100% electric slide-outs. Some competitors still use high maintenance hydraulic systems.

Fleetwood Vacu-bonds® all sidewalls, ceilings and floors. Some competitors only vacuum laminate on more expensive models.

Fleetwood uses either all aluminum or steel construction for floors, sidewalls and ceiling structural framing. Some competitors still use wood.

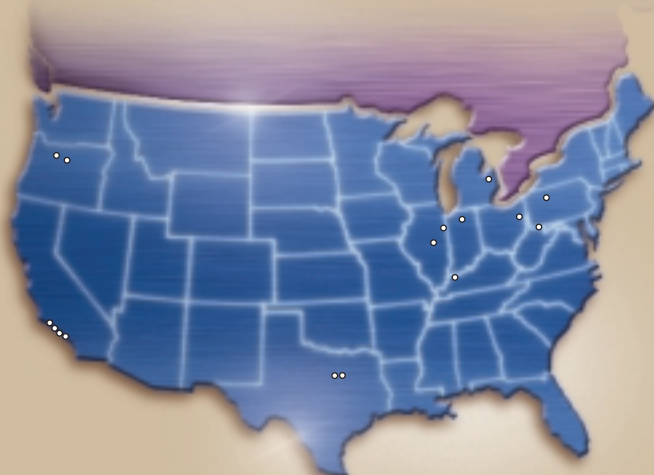
DRAWINGS ARE FOR ILLUSTRATIVE PURPOSE ONLY TO HIGHLIGHT ASPECTS OF MOTOR HOME CONSTRUCTION. ACTUAL MOTOR HOME DESIGN DEPENDS ON MODEL AND IS SUBJECT TO CHANGE.




S I Z E + S E R V I C E + Q U A L I T Y = V A L U E !

SIZE is being the world's #1 RV manufacturer with Fleetwood® facilities all across North America.

SERVICE means supporting and listening to our customers 7 days a week.



QUALITY is exceptional production from start to finish.




VALUE equals peace of mind & precision manufacturing that's priced right with style.



SSQV

Size, Service, Quality and Value. Together they equate to the very best RV you can buy.



RV OWNERCARE—

a one-year/three-year warranty with coverage from a company that will be around in the future to service your needs. Ownercare is one of the RV industry's most comprehensive programs and includes systems and applications, construction, no deductible and no service charge. And it is fully transferable for the first 12 months. See your nearest Fleetwood dealer for a full explanation of benefits and restrictions.



JOIN NOW!
(877) 577-2560.

Pace Arrow®

Y O U R L O C A L F L E E T W O O D R V D E A L E R I S

www.fleetwoodrv.com

Visit our website to find a dealer near you or learn more about other Fleetwood products. Or call 1-800-444-4905.

IMPORTANT—PLEASE READ: Product information, photography and illustrations included in this publication were as accurate as possible at the time of printing. For further product information and changes, please visit our website at www.fleetwoodrv.com or contact your local Fleetwood dealer. Prices, materials, design and specifications are subject to change without notice.

©2002 Fleetwood Enterprises, Inc.

Inventory control number PA03b1 1st Edition 5/02