



SIGHTSEER

The Class A motor home that's as easy on your wallet as it is on your eyes.

You might be surprised, make that "thrilled," at how much motor home you can get at this price.

You expect more from Winnebago Industries. And the Sightseer delivers, with the design excellence and value you've come to expect from the best-selling brand of motor homes.

Sightseer is one of the latest additions to the Winnebago family. A closer look reveals a fully featured, Class A motor home with a long list of standard features such as the StoreMore® slideout system, Onan® MicroQuiet™ generator, ceiling-ducted roof air conditioning. The list goes on and on.

And while you're at it, go right ahead—open and shut the cabinets, flip switches, open the hood, kick the tires. You'll find that Sightseer's fit and finish is second to none, thanks to Winnebago Industries' combination of handcraftsmanship and up-to-the-minute computerized manufacturing.

It all adds up to our unique take on sticker shock: we believe the surprise should be a pleasant one. Considering how well-equipped Sightseer is, the surprise is a very pleasant one, indeed.

Fully equipped kitchen.

The galley is conveniently packaged, intelligently designed and has everything you need to "go gourmet": three-burner range (one high-output) with oven, microwave oven, molded sink and countertop extensions that increase your work surface. Congoleum® vinyl flooring is not only attractive and durable, but makes for quick and easy cleanups, too.



30B-Green Meadow



Ah, the good life.

It's right here in the Sightseer, with features you won't find in competitive models in this class. The StoreMore slideout increases your living space at the touch of a button and you'll enjoy the extra room while relaxing on premium Stitchcraft furniture. Interior climate comfort is supplied by floor-ducted heat and ceiling-ducted air conditioning. Both are designed for optimal air movement and distribution. When evening comes, you'll appreciate Sightseer's abundant lighting activated by wall-mounted switches.


Swivel glider.

This swivel glider with its smooth action gliding provides just the right spot to relax. Its high back and wide seat wrap you in comfort, and you can even reposition it within the lounge area when you're not on the move.



Everything's A-OK.

Quickly check vital functions like tank levels, LP gas and battery power at a glance with Sightseer's OnePlace™ Systems Center. It places frequently used switches, gauges and controls in one convenient and easy-to-access location.



Easy open. Easy close.

Sightseer's door and drawer pulls are not only attractive, they're larger and more comfortable to grasp. Positive catches and slides mean doors and drawers only open when you want them to.



You have the power.

PowerLine® helps you manage it. This silent, fully automated energy management system monitors electrical usage and cycles appliances off if demand exceeds available supply, and then cycles them on

again once the power load is reduced. It also allows you to run two roof air conditioners on a 30-amp. shoreline circuit without worrying about system overload. (Available only on 33L.)



Well-stocked.

You'll appreciate the abundant storage in the Sightseer's galley. The double-door refrigerator/freezer operates on 110-volt AC or LP to keep everything cool no matter where you go. The clever design of the pantry area maximizes storage space. For added flexibility, the shelves are easily removed to create a spacious wardrobe.



30B-Green Meadow

Sit back. Relax.

Sightseer's standard 19" TV is positioned to optimize viewing pleasure. You can choose to add a VCR and digital satellite system as well (pre-wiring is standard). Choose the available 130-watt inverter and enjoy TV even when you're not connected to shoreline or generator power.



30B-Green Meadow

And to all a good night.

You're sure to drift off to a good night's sleep on Sightseer's walk-around-queen-size bed with Serta® mattress. There's also plenty of storage in the bedroom—overhead, under the bed, in a roomy wardrobe on the passenger side and in a shirt closet on the driver's side.



Well-designed bath.

Sightseer's bath area comforts include a residential-height toilet, a beveled mirror, a skylight in the shower and plenty of space to store toiletries. A removable clothes rod in the shower offers storage versatility.

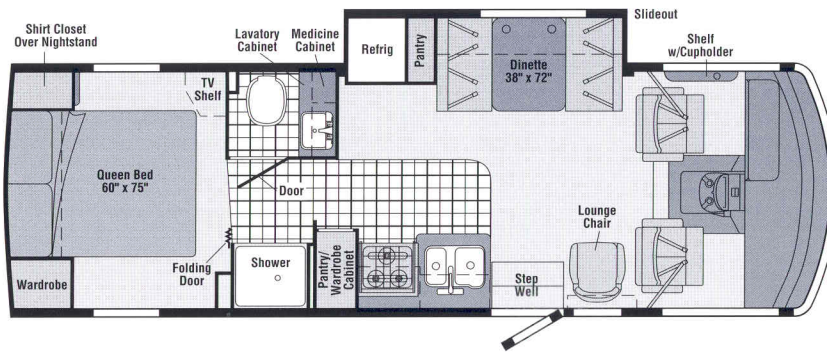


The outside story.

Sightseer's one-piece fiberglass sidewalls are amazingly tough—typical for Winnebago Industries' design. Laterally mounted floor risers allow for basement storage. Also available: stainless steel wheel liners to resist corrosion and look great over the long haul.


FLOORPLANS

INTERIORS

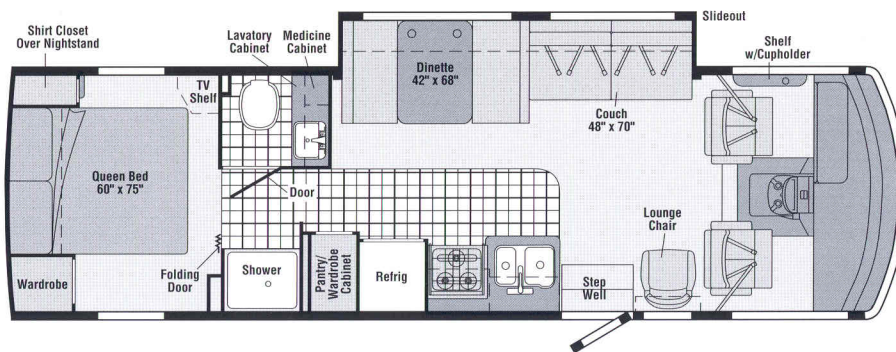


27C

- Refrigerator/dinette **STOREMORE**® slideout system
- Two pantries
- Split bath with private shower
- Walk-around queen bed




Green Meadow

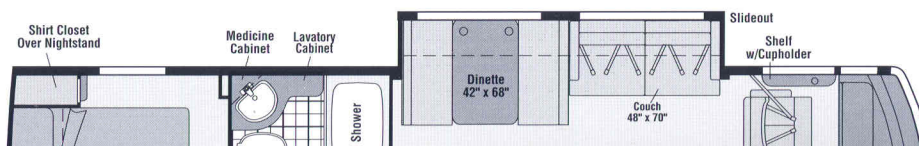


30B

- Dinette/couch **STOREMORE** slideout system
- In-line galley
- Split bath with private shower
- Walk-around queen bed




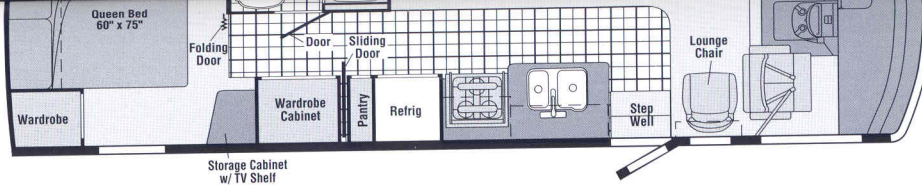
Sandstone




33L NEW!
Available December 2002

- Dinette/couch





- In-line galley
- Private bath with corner cabinets
- Large wardrobe



Portsmouth Oak Woodgrain



Vinyl Floorcovering



Seat Belts

Note: Dimensions shown are for sleeping space only and may vary due to styling differences. Dashed lines denote overhead storage areas.



You're in the driver's seat.

And it's a great one, with its high back, fixed lumbar support and 3-point seat belt. This comfortable Stitchcraft design features multi-position recline, swivel/slide features and multi-position armrests.



Rear view.

Sightseer's available rearview monitor is invaluable when backing up or parking. Sightseer comes prewired for this option, so you can choose it now, or have it installed later.




Everything's right up front.

Gauges, switches and controls are all clearly labeled, nice, big and easy to reach. Which is great when you're heading down the road. When parked, the available hydraulic leveling jacks keep Sightseer stable and level, and the control pad is dash mounted for ease of operation. The centrally mounted convenience center is easily accessible and includes cupholders and a storage area. And here's another bonus: the dash flips up for faster, easier service.



Quiet, efficient power.

The Onan Marquis Gold™ generator (shown) supplies 5,500 watts of 110-volt AC power and is standard on 33L. The 4,000-watt Onan MicroQuiet is standard on 27C and 30B.



Convenient exterior service center.

Important plumbing functions are gathered in one place for your convenience. A heated holding tank compartment and water heater winterization bypass valve let you extend your camping season. An exterior wash station feature is also available for easy cleanups.



This radio's a wow.

Our engineers worked closely with the radio manufacturer to create the RV Radio specifically for RV use. It includes an AM/FM stereo cassette CD player with a built-in weather band for immediate weather updates at the touch of a button. Its large control knobs and buttons are easy to operate.

2003 Winnebago Sightseer™ Specifications

	27C	30B	33L NEW
Length	27'10.6"	30'10"	33'2"
Exterior Height w/A/C*	11'11"	11'10"	11'10"
Exterior Width ^Δ	8'5.5"	8'5.5"	8'5.5"
Exterior Storage† (cu. ft.)	79.9	103.7	120 [∞]
Interior Height	6'8"	6'8"	6'8"
Interior Width	8'0.5"	8'0.5"	8'0.5"
Fresh Water Capacity w/Heater* (gal.)	75	75	75
Holding Tank Capacity – Black/Gray (gal.)	36/46	41/40	41/40
LP Capacity [∇] (gal.)	18	18	18
Fuel Capacity F/W (gal.)	NA/40	75/75	75/75
GCWR F/W (lbs.)	NA/19,000	26,000/22,000	26,000/22,000
GVWR F/W (lbs.)	NA/15,000	18,000/18,000	18,000/18,000
GAWR – Front F/W (lbs.)	NA/6,000	7,000/6,000	7,000/6,000
GAWR – Rear F/W (lbs.)	NA/11,000	11,000/12,000	11,000/12,000
Wheelbase	168"	190"	208"

Standard - S Optional - O

27C 30B 33L

27C 30B 33L

AUTOMOTIVE/CHASSIS

Chassis – Ford® 6.8L SOHC Triton® V10 310-hp, 4-speed overdrive transmission, brakes hydraulic, 4-wheel ABS, 130-amp. alternator	S	S	
Chassis – Workhorse™ 8.1L Vortec V8 340-hp, 4L85E 4-speed overdrive transmission, 4-wheel anti-lock disc brakes, 145-amp. alternator	S	O	O
Tire spare, Tire Tool wrench, Trailer Hitch [□] 5,000-lb. drawbar/350-lb. maximum vertical tongue weight & wiring, Wheelcovers	S	S	S
Leveling Jacks hydraulic – Kwikiee® w/touch pad control	O	O	O
Shocks/Stabilizer Package front, Workhorse	O	O	O
Wheel Liners stainless steel	O	O	O

CAB AREA & DRIVER CONVENIENCES

Beverage Holder, Cab Seats (fabric) w/3-point shoulder & lap seat belts w/retractors, armrests, lumbar support fixed, multi-adjustable slide/recline & swivel, Cigarette Lighter/12-Volt Powerpoint, Convenience Tray, Cruise Control, Map Light, Map Pocket, Steering Wheel tilt w/power assist, Sunvisors, Trim Panel driver-side w/cupholder, storage tray & bubble level indicator, Window (driver & passenger) full slider w/screen, Windshield Wipers intermittent	S	S	S
Defroster Fans (2) auxiliary 2-speed w/instrument panel switch	O	O	O
Monitor System rearview w/single camera & 1-way audio, Videoman®	O	O	O

ENTERTAINMENT

AM/FM (Cab) AM/FM stereo cassette/CD, roof-mounted flexible rubber antenna, speakers (4), Radio Power Switch main/auxiliary battery, Satellite System Ready, TV 19" Color AC w/remote, TV Enhancement Package antenna (amplified), 12-volt powerpoint(s), interior jack(s), coax wiring, cable input, splitter	S	S	S
Satellite Dish Antenna Winegard®, RV digital, elevation sensing unit	O	O	O
VCR w/remote	O	O	O

INTERIOR

Blinds mini (lounge, dinette), Ceiling fabric, Clock, Curtain front wraparound w/track, Lights reading, adjustable halogen (overheads), ceiling, incandescent w/wall switches, Picture, Roof Vent* nonpowered lounge & powered bath, Blinds pleated (bedroom)	S	S	S
Roof Vent* powered ventilator fan, lounge	O	O	O

CABINetry

Woodgrain Portsmouth Oak stile-and-rail construction	S	S	S
--	---	---	---

COUNTERTOPS

Laminate w/T-mold edging	S	S	S
--------------------------	---	---	---

BATH

Cabinets lavatory, medicine, Faucet (lavatory) dual-control, Faucet (shower) dual-control w/flexible showerhead, Light shower, Mirror frameless w/beveled edge (NA 33L), Shower w/removable clothes rod, Shower Door folding, Shower Skylight, Sink, Tissue Holder, Toilet w/foot-pedal flush, Towel Rack 3-rod, mounted to door, Wall Border	S	S	S
---	---	---	---

BEDROOM

Bed queen, innerspring, w/underbed storage, Bedspread pillow shams, throw pillow, headboard, Lights decorative wall lamps, Nightstand, Shirt Closet(s), Wall Border, Wardrobe Cabinet carpeted, clothes rod, drawers, light (33L only)	S	S	S
--	---	---	---

EXTERIOR

Awning Rails w/rain gutters, Door entrance w/separate screen door, deadbolt lock, Entrance Door Steps double, electric w/doorjamb switch, Light porch light w/interior switch, Mirrors manual adjust w/convex, Mudflaps front, Receptacle AC duplex, Sidewall Skin one-piece smooth fiberglass, Storage Compartments valance panels, gas strut, single-paddle latch, lights, trunk liner	S	S	S
Awning* patio, Ladder, Mirrors electric/remote w/defrost, Undercoating Workhorse	O	O	O

SYSTEMS

Automotive Heater/Air Conditioner, Auxiliary Start Circuit, Batteries (Coach) (2) deep-cycle, group 24, Battery (Coach) disconnect system, Battery Charge Control automatic dual, Electrical Distribution System AC breaker panels, DC fuses, 45-amp. converter/charger, ONEPLACE® Systems Center wall-mount, battery condition gauge, energy management display (33L only), generator hourmeter gauge, generator start/stop switch, heating/A/C thermostat, holding tank levels, LP tank level, water heater light(s), water heater switch, water pump switch, water tank level, Power Cord 30-amp., Roof Vent powered, bath, Service Center city water hookup/tank diverter fill, drainage valves, sewer hose, cable input, power cord, Sewer Hose 10', Tank holding, heated compartment, Tank LP, permanent mount w/gauge, Water Heater 6 gal., electronic ignition, LP gas, Water Heater Winterization Bypass Valve manual, Water Pump demand, Water System Winterization Valve, Water Tank Fill gravity	S	S	S
Air Conditioner (Roof) 13,500 BTU, ceiling-ducted w/wall thermostat	S		
Air Conditioner (Roof) 14,800 BTU, ceiling-ducted w/wall thermostat		S	
Air Conditioners (2) (Roof) high-efficiency			S
Furnace 30,000 BTU, low profile, ducted	S	S	
Furnace 35,000 BTU, low profile, ducted			S
Generator* 4,000 watt, Onan, MicroQuiet gas	S	S	
Generator* 5,500 watt, Onan, Marquis Gold gas			S
Inverter* DC/AC, 130 watt, Wash Station exterior, w/pump switch located in service center, Water Heater 6-gal., electronic ignition w/Motoraid & auxiliary auto heater	O	O	O

SLIDEOUT

Carpeting w/pad, Vinyl bath & galley

S S S

Slideout Room couch/dinette w/slidersoom cover, **STOREMORE**

S S

FURNITURE

Lounge Chair hoop-base, swivel/glider, Dinette access to storage below

S S S

Couch w/throw pillow

S S

GALLEY

Countertop w/flip-up extension, Faucet single-control, Microwave Oven, Pantry, Range Hood vented w/light & fan, Range three-burner (one high-output) w/oven, Magic Chef®. Refrigerator/Freezer double-door, Sink recessed, molded, double w/sink cover (countertop material), Wall Border

S S S

SAFETY

Assist Handle exterior, Assist Strap interior, Bumpers front & rear, Detectors/Alarms LP leak, smoke, carbon monoxide, Fire Extinguisher 10 B.C., Ground Fault Interrupter, Light center high-mount brake lamp, Seat Belts cab, 3-point, Seat Belts lap (in selected areas), Window escape, Windshield laminated safety glass

S S S

WARRANTY

12-month/15,000-mile basic limited warranty, 36-month/36,000-mile warranty on structure,** 10-year limited parts & labor warranty on roof skin

S S S

* The height of each model is based on the curb weight of a typically equipped unit on the standard chassis. The actual height of your vehicle may vary by as much as 2" depending on chassis or equipment variations.
Δ Sightseer floorplans feature a wide-body design — over 96". In making your purchase decision, you should be aware that some states restrict access on some or all state roads to 96" in body width. Before making your purchase decision, you should confirm the road usage laws in the states of interest to you. *Not all items available in combination. See dealer for details.
∅ Capacities shown are tank manufacturer's listed water capacity (W.C.). Actual filled LP capacity is 80% of listing due to overfilling prevention device on tank. **See your dealer for complete warranty information.
± Your motor home's load capacity is designated by weight, not by volume, so you cannot necessarily use all available space when loading your motor home. NA = Not Available.
□ Actual towing capacity is dependent on your particular loading and towing circumstances which includes the GVWR, GAWR and GCWR as well as adequate trailer brakes. Please refer to your vehicle's operator's manual for further towing information.
Winnebago Industries' continuing program of product improvement makes specifications, equipment, model availability and prices subject to change without notice. Comparisons to other motor homes are based on the most recent information available.
∞ Measurements are based on the most recent information available. See your dealer for specifications.



No more drips.

Sightseer's built-in rain gutter channels water to the front and rear of the coach, away from windows, doors — and you!



Get hitched.

With a 5,000-lb. drawbar and 350-lb. vertical tongue weight capacity, Sightseer's standard hitch gives you plenty of towing ability.□

Getting stuff out of a storage compartment should be easy. Here's how we help:

Dual latching mechanisms latch at both ends of the door, providing secure closure and better seal strength.

Advanced seal design helps keep the elements out.

Lights, so you can easily see and identify stowed items.

Compartment doors are lightweight, but fully insulated and seamless for maximum strength and durability.

Gas struts provide easy opening and keep doors open, too.

Single-paddle latches enable one-handed operation.



More and better storage.

The StoreMore slideout system is a Winnebago Industries original and is still the industry's premium slideout. StoreMore allows exterior compartments to extend along with the slideout, thus making it easier to retrieve stored items. Its extra-large compartments easily accommodate oversized and odd-shaped items. The StoreMore slideout system on the Sightseer uses the first electric slide to meet our stringent quality and performance standards. It features powerful, reliable, dual-ram, dual-motor technology with electronic synchronization for improved room movement, better sealing and built-in diagnostics for easier service.



Not all motor homes are created equal.

As you take a closer look, you'll see that there is much more to the Winnebago Sightseer than a long list of standard features and compelling floorplans. Beneath it all you'll find a SuperStructure™ foundation of strength and durability, and Winnebago Industries' recognized service and warranty support.



We are committed to service.

We back our motor homes with the best after-the-sale service in the industry.

- 12-month/15,000-mile basic limited warranty
- 36-month/36,000-mile warranty on structure
- Standard 10-year limited parts-and-labor roof skin warranty
- Complimentary 24-hour Roadside Assistance Program
- TripSaver Fast Track Parts. TripSaver guarantees that in-stock warranty parts ship directly to your dealer within 24 hours
- Nationwide Dealer service network



Certified quality.

Recreation Vehicle Dealer Association members annually rate RV manufacturers on the quality of their products, and on their sales and service support. Winnebago Industries has achieved the coveted Quality Circle Award every year since its inception, the only major motor home manufacturer to do so.



Learn more about what sets Winnebago Industries apart.

Ask your dealer for this guide. It will help you learn what makes Winnebago Industries motor homes distinctly superior to other brands.

Warning: Joining WIT has been known to cause excessive fun.

Winnebago-Itasca Travelers (WIT) is a club for owners of Winnebago Industries motor homes. WIT is a great way to meet people and offers you:



- Caravans and rallies
- Local and state group activities
- Benefits for RVers



is the term given to Winnebago Industries' structural motor home design and construction. Rather than a single component, it is the culmination of design integration that incorporates steel and aluminum substructures, welded tubular steel floor risers, interlocking joint technology, and Thermo-Panel® floor, roof and sidewalls to form a high-strength, durable vehicle body.

Interlocking joint construction utilizes advanced extruded aluminum structural components to create integrated floor-to-sidewall, and sidewall-to-roof joints. This design effectively distributes the weight of the walls and roof, making a stronger and more durable body than competitor designs that rely on screws to carry the weight.



The foundation substructure assembly is precision-aligned to maximize strength and cross-coach support as well as durability.

Windshields are mounted in steel with non-hardening sealants for superior strength, safety and durability. Some manufacturers actually use a rubber gasket to hold the windshield to a fiberglass cap.

The sidewalls are the result of Winnebago Industries invention and perfection of Thermo-Panel manufacturing. Their composite construction combines a durable exterior panel with welded aluminum support substructures. The substructures are embedded in a high-density foam block insulation core to create a strong, durable, yet lightweight sidewall.

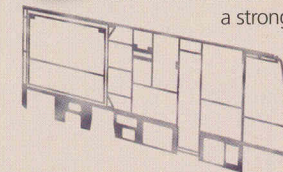
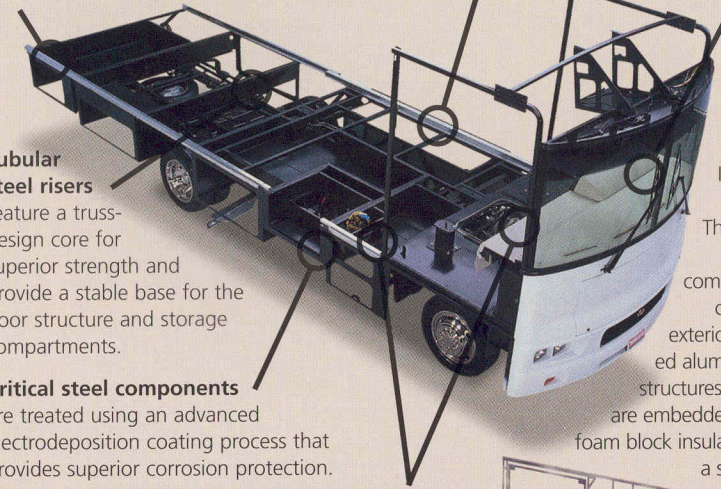
Tubular steel risers

feature a truss-design core for superior strength and provide a stable base for the floor structure and storage compartments.


Critical steel components

are treated using an advanced electrodeposition coating process that provides superior corrosion protection.

The all steel cab features integral A and B pillars for added strength and stability. Steel also separates the occupants from the engine compartment. Believe it or not, less advanced designs actually use wood in this critical application.



One-year-old competitor's rubber roof



One-year-old Winnebago Industries fiberglass roof

Built to a higher standard.

Sightseer features a crowned, one-piece fiberglass roof backed with a 10-year limited parts-and-labor roof skin warranty. Fiberglass offers superior strength, attractiveness and durability over rubber roofs found on many competitive models. Over time, rubber roofs are susceptible to chalking, streaking and degradation, and have less puncture and tear resistance than fiberglass.



©2002 Winnebago Industries, Inc., Forest City, IA 50436. Printed in USA.

Seat belts are your most important hookup. Always buckle up.
Visit us at www.winnebagoind.com