


2005 | VACATIONER®



This is Living®

 HOLIDAY RAMBLER®





This is Living[®]

Fifty-one years. It's a proud reminder of our many accomplishments. After all, we were there from the start of an industry, and innovation by innovation we've led the way toward creating a rich and wonderful RV lifestyle.

Maybe it's not until you own a Holiday Rambler that you can truly feel the strength of our heritage. You'll feel it in the peace of mind you'll have knowing your family's in the safest RV on the road. You'll feel it in the quality of your experiences, thanks to the hundreds of conveniences we've developed. And you'll feel it when you realize you're free to roam throughout North America with confidence, knowing our network of support is with you every mile of the way.



So join us as we look forward to a new model year. For 2005, we're celebrating an exciting new lineup, full of more groundbreaking products and high-tech advances than ever.



2005 VACATIONER

THE MARRIAGE OF LUXURY AND VALUE.

At Holiday Rambler, we believe that just because you prefer the convenience and affordability of a gas motorhome, it doesn't mean you have to scrimp on luxury. Meet the 2005 Vacationer. This exceptional gas coach now features an exterior worthy of its luxurious living quarters. Smooth gel coat fiberglass walls come standard this year, and deluxe full-body paint adds the perfect finishing touch, for beautiful showroom looks that will last for years to come.



Holiday Rambler®

1954 - 2005





{ BEGIN EVERY ADVENTURE IN STYLE. }

The living's easy in the Vacationer's cozy, contemporary interior. You'll love the warm styling and high quality of the woodwork, with raised panel hardwood doors, crown molding and hardwood slide-out fascia with fluted accents. The floor features a beautiful combination of upgraded padded carpet and stylish Wilsonart® plank flooring in the kitchen, bathroom and entryway. And above the cockpit, you'll find the new 24" flatscreen stereo TV and cabinets for the entertainment options, including an exciting home theater system with DVD player and surround sound speakers.

The kitchen also features enhanced styling this year, with a solid surface radius profile countertop, a plexus-stone sink and beveled mirrors. You'll also enjoy the many versatile storage spaces, including a pantry with three drawers and adjustable shelves. There's a full complement of appliances, and you have many attractive options, including a four-door refrigerator with ice maker and a convection microwave.

In the bedroom, you'll find many thoughtful details. This year, the queen bed features a wood headboard with fabric insert, bedspread with three decorative pillows and an optional pillow top mattress. Select floorplans include a shadow box on the rear bedroom wall, and the 19" stereo TV is tucked neatly in a swing-away cabinet.



BRUSHED NICKEL DECOR WITH AUTUMN CHERRY WOOD

36DBD



BRUSHED NICKEL DECOR WITH AUTUMN CHERRY WOOD

36DBD





{ GOING THE EXTRA MILE WITH COMFORT AND CONTROL. }

The Vacationer is a breeze to drive, thanks to a well-organized cockpit. Its automotive dash features a stylish burlwood instrumentation panel, and you have the convenience of a tilt steering wheel, cruise control and an in-dash compass with outside temperature readings. On the co-pilot side, a handy dash workstation makes this a great place to take care of business or catch up on e-mail.

You'll love the comfortable soft touch vinyl recliner seats, with optional 6-way power controls to help you find the height and position that best suit you. Plush OptimaLeather™ seats are optional and are specially designed to weather the demands of life on the road.



{ THE EYES AND EARS OF A SAFER COACH. }

An important new safety feature is the optional three-camera rear vision system with audio and adjustable camera. This gives you a better view of what's behind the coach and allows you to hear instructions from outside. As you can see (shown to the far left), the power heated remote exterior mirrors are mounted on the front cap, rather than the side of the coach, allowing you to see without having to turn your head.

The systems control center (shown to the immediate left) puts many of the motorhome's vital functions within easy reach, in one unified location.






ALUMAFRAME® CONSTRUCTION SINCE 1966:

The Vacationer features Holiday Rambler's exclusive Alumaframe® Superstructure. Our revolutionary system of aluminum C-Channel crossmembers runs the entire length of the unit, with double-welded intersections for added strength. This rigid design is both lighter and sturdier than wood or tubular aluminum frames — and much more reliable than butt-welded or screwed joint designs. From dirt roads to potholes, you can count on Alumaframe® to handle the relentless stresses of the road and provide superior structural integrity for many years to come.



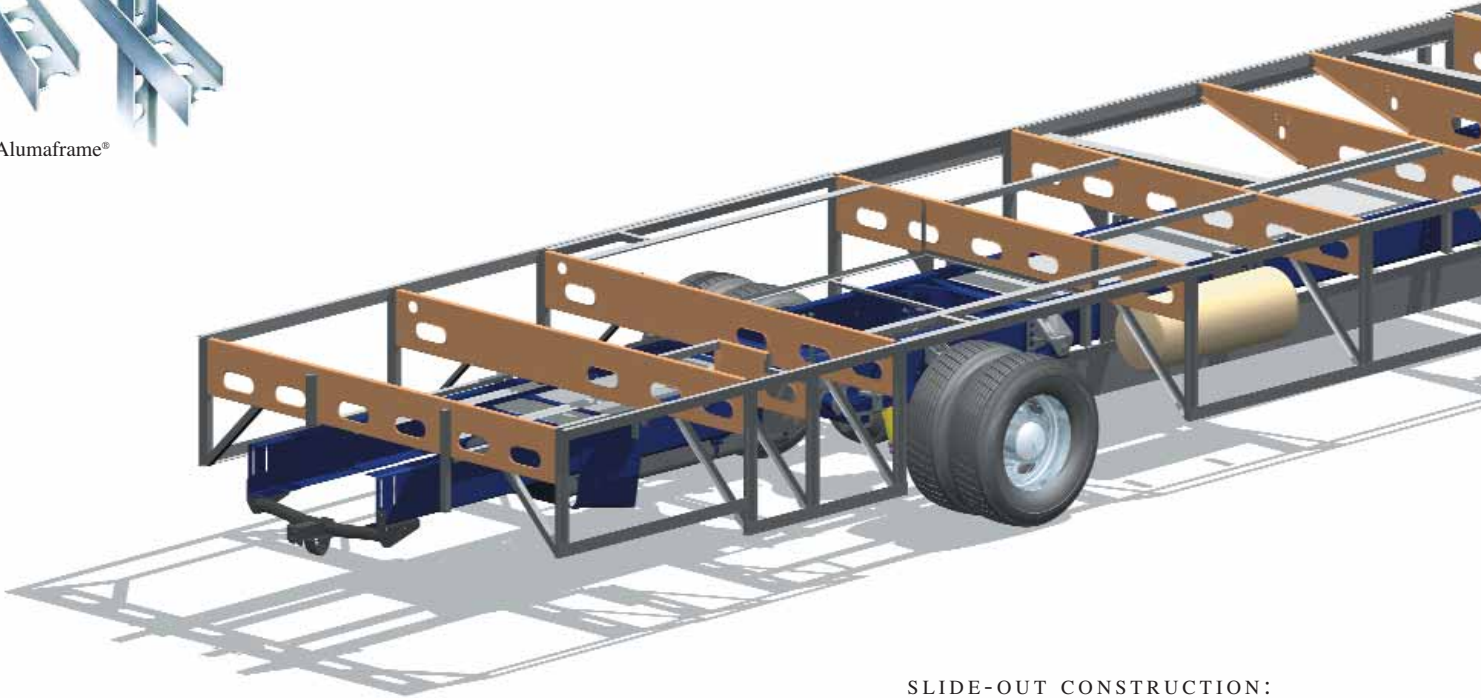
Alumaframe®



Wood

Aluminum (Butt-Welded)

Alumaframe® (C-Channel)



Thanks to the Vacationer's EasyStor system, the storage bays now slide out with the slide-out room, giving you easy access to your stowed items, without having to stretch, strain or crawl on your knees.



SLIDE-OUT CONSTRUCTION:

When you get a Holiday Rambler, you can be sure the slide-out boxes are some of the strongest and most reliable you'll find anywhere. They feature our exclusive multi-layer construction to give you maximum insulation and to reduce the chance of warping, twisting or shifting.



9-LAYER ROOF: (top to bottom)

- Peaked aluminum roof
- Luaun backing
- Thick, tapered bead foam insulation
- Aluminum double I-beam superstructure filled with fiberglass insulation
- Vapor barrier
- Structure foam: thermal insulative barrier
- 1/2" bead foam insulation
- Foam padding for extra insulation
- Padded vinyl ceiling

5-LAYER EXTERIOR WALL: (left to right)

- Smooth gel coat fiberglass is standard
- Interlocking C-Channel filled with 1-1/2" fiberglass insulation bonded in place so it doesn't sag or leave spaces uninsulated
- Vapor barrier
- Bead foam adds comfort, saves energy and provides a thermal insulative barrier
- Interior paneling



SMARTSTRUCTURE II: STRONGER AND BETTER

The SmartStructure II achieves overall chassis strength by optimizing the inherent benefits of strain hardened steel in conjunction with an aerodynamic metal removal principle to allow stress flow in the truss system to evenly distribute both static and dynamic loading across the coach platform. Integrity is stamped into the truss system instead of relying on the welds of the tubular structure. This equates to 40% fewer welds and strategically located metal removal to reduce the overall chassis weight and provide for greater carrying capacity. SmartStructure II is fully integrated with your choice of Ford or Workhorse Chassis.



4-LAYER FLOOR: (top to bottom)

- Structurwood™
- Blue foam insulation
- 1-1/2" aluminum tube
- Three-ply poly underbelly





CELEBRATING THE FREEDOM OF CHOICE.

At Holiday Rambler, we're dedicated to giving you more ways to create the coach of your dreams. That's why the Vacationer features a wide selection of exciting double and triple slide-out floorplans — plus a remarkable bath-and-a-half model — all with numerous furniture options to fit your lifestyle. In addition, our designers have created exquisite color and fabric combinations to give you the most beautiful interiors you'll find anywhere. And this year, you have the option of the distinctive Blackwood Manor decor, featuring fabrics by Liz Claiborne. Add to that the woodwork of your choice, and you'll have a luxurious motorcoach you can truly call home.



Vintage Oak



Autumn Cherry



Maple



BETTER STAIN PROTECTION

Manufactured in, not added on. For added protection against stains, Dupont Teflon® soil repellent is applied to virtually all upholstery fabric during the finishing process for superior coverage.*

*Brand and application of upholstery fabric protection may vary depending on date recreational vehicle was manufactured.

A	B
	C
	D

- A Sofa
- B Chair
- C Bedspread
- D Carpet



BRUSHED NICKEL



CAYENNE





Weights Ford Chassis	34SBD	36WDD	36DBD	37PBD	37PCT	37PST
Gross Vehicle Weight Rating (Lbs.)	22,000	22,000	22,000	22,000	22,000	22,000
Gross Combined Weight Rating (Lbs.)*	26,000	26,000	26,000	26,000	26,000	26,000
Gross Axle Weight Rating (Front) (Lbs.)	7,500	7,500	7,500	7,500	7,500	7,500
Gross Axle Weight Rating (Rear) (Lbs.)	14,500	14,500	14,500	14,500	14,500	14,500

Weights Workhorse Chassis W-22						
Gross Vehicle Weight Rating (Lbs.)	22,000	22,000	22,000	22,000	22,000	22,000
Gross Combined Weight Rating (Lbs.)*	26,000	26,000	26,000	26,000	26,000	26,000
Gross Axle Weight Rating (Front) (Lbs.)	8,000	8,000	8,000	8,000	8,000	8,000
Gross Axle Weight Rating (Rear) (Lbs.)	14,500	14,500	14,500	14,500	14,500	14,500

Weights Workhorse Chassis W-24 (Optional)						(Forced Option)
Gross Vehicle Weight Rating (Lbs.)	N/A	24,000	24,000	24,000	24,000	24,000
Gross Combined Weight Rating (Lbs.)*	N/A	30,000	30,000	30,000	30,000	30,000
Gross Axle Weight Rating (Front) (Lbs.)	N/A	9,000	9,000	9,000	9,000	9,000
Gross Axle Weight Rating (Rear) (Lbs.)	N/A	15,500	15,500	15,500	15,500	15,500

Measurements						
Wheelbase	228"	242"	242"	242"	242"	242"
Overall Length	35' 5"	36' 11"	36' 11"	37' 7"	37' 7"	37' 7"
Overall Height (including A/C, Ford)	11' 9"	11' 9"	11' 9"	11' 9"	11' 9"	11' 9"
Overall Height (including A/C, Workhorse)	12' 0"	12' 0"	12' 0"	12' 0"	12' 0"	12' 0"
Interior Height	6' 6"	6' 6"	6' 6"	6' 6"	6' 6"	6' 6"
Interior Width	94.5"	94.5"	94.5"	94.5"	94.5"	94.5"
Exterior Width	100.5"	100.5"	100.5"	100.5"	100.5"	100.5"

Tank Capacities**						
Water Heater (Gal.)	10	10	10	10	10	10
Gray Tank (Gal.)	40	45	42/39	42	45	42
Black Tank (Gal.)	42	54	42/39	42	54	42
Fresh Tank (Gal.)	60	60	60	70	60	70
LP Tank (Gal.)***	24	24	24	24	24	24

* Towing capacity is limited by GCWR; your vehicle's towing capacity is the difference between the GCWR and the actual vehicle weight, including all water, fuel, passengers and cargo. Your towed vehicle should be equipped with auxiliary brakes if the weight of the towed vehicle exceeds 1,000 lbs. Consult your Owner's Manual for further towing information.

** Variances in the fabrication and installation of the tanks may cause the actual "usable capacity" to be greater or less than the capacities designated above.

*** Actual filled LP capacity is 80% of listing due to safety shut-off required on tank.



IT'S ALL ABOUT BUILDING A LASTING RELATIONSHIP.



WELCOME TO THE FAMILY ADVANTAGE.

What is the Family Advantage? It's all the ways we put the strength of our family to work for yours. It's the unmatched level of teamwork, expertise and combined experience of all our companies.

It's our ability to respond rapidly to our owner's needs, with new features and technologies. And it's our commitment to value and to giving you more RV for your money — whether it's your family's first travel trailer or the motorcoach of your dreams.

The most important aspect of the Family Advantage is being there when you need us. Our staff is available 24/7/365 to help you with virtually any situation that may arise — with troubleshooting, operational instruction or facilitating repairs at the nearest of our 350 nationwide service centers.

In addition, you will be enrolled in our Owner Advantage Roadside Assistance Program free of charge for your first year of ownership — providing additional emergency assistance, including towing, tire repairs and many more services around the clock. No matter where you are, someone is standing by to talk with you 24 hours a day — to help you get the most from your time on the road.

In short, when you purchase an RV from Monaco Coach Corporation, you get a wider array of benefits than any other manufacturer can offer. To see it all for yourself, call 1-800-634-0855 or 1-800-650-7337. We'd love to meet you Monday through Friday for a tour of one of our state-of-the-art production facilities in Oregon or Indiana.



350 | SERVICE FACILITIES
NATIONWIDE AND GROWING.

OWNER ADVANTAGE ROADSIDE ASSISTANCE PROGRAM

At no charge to you in your first year of ownership, we offer an extensive support program that provides complete roadside assistance and special motor club benefits that follow you wherever your travels take you. This coverage also includes one additional family vehicle at no extra charge! Highlights include towing, tire repairs, fuel delivery, lock-out service, service appointment assistance, trip interruption coverage and much more.

WARRANTIES

12 MONTH/24,000 MILE
basic limited warranty

5 YEAR/50,000 MILE
limited warranty on aluminum or steel frame structure
of sidewall, roof, front and rear cap

3 YEAR/36,000 MILE
limited warranty on Ford and Workhorse chassis

Applies to certain models. See owner's manual for complete details.

**BODY CONSTRUCTION****STANDARD FEATURES**

- Alumaframe® Superstructure
- Steel Cage Cockpit Construction
- Peaked Aluminum Roof with Fiberglass Insulation
- Smooth Gel Coat Fiberglass Exterior Walls
- Front and Rear Molded Fiberglass Caps
- Aluminum Framed Floor on Steel Trusses
- Laminated Structurwood™ Flooring
- Interior Paneling with 3/4" Insulation
- Foam Insulated Floor Framing with Underbelly
- One-Piece Engine Cover
- Power Heated Remote Exterior Mirrors
- Headlamps with Turn Signals
- Fog Lights
- Taillights with Upgraded Styling
- Streamlined Baggage Doors with Integrated Single Handle Latches
- EasyStor Slide-Out Compartments
- One-Piece Polyethylene Storage Compartment
- Wheel Mud Flaps
- Integrated Metal Fuel Door with Lock
- Rear Ladder
- Interior Rubber Entry Step
- Exterior Triple Entry Steps
- Undercoating

OPTIONS

- 3M® Film Front Mask
- Chrome Power Heated Remote Exterior Mirrors
- Deluxe Full-Body Paint (Forced Option)
- Full-Length Mud Flap

COCKPIT**STANDARD FEATURES**

- Fiberglass Automotive Dash with Burlwood Instrumentation Panel
- CD Player/Radio with Four Speakers
- Multi-Positioned Sunvisors
- Pleated Front Privacy Drape with Braided Tie Backs
- Rear Vision System Prep
- In-Dash Compass with Outside Temperature
- Intermittent Windshield Wipers
- Tilt Steering Wheel
- Cruise Control
- Power Steering
- Electric Automotive Horn
- Center Console with Cup Holder and Snack Tray
- Two-Tier Side Cup Holders for Pilot Seat (N/A with Door Option)
- Two-Tier Side Cup Holders for Co-Pilot Seat with Magazine Rack Below
- Soft Touch Vinyl Pilot and Co-Pilot Recliner Seats
- Carpeted Driver and Passenger Floor Mats
- Dash Workstation
- Wood Framed Cabinet Doors with Smoked Glass over Front Entertainment Center Systems
- Secure Front Cab over TVs with Steel Framing

OPTIONS

- Six-Way Power Pilot Seat
- Six-Way Power Co-Pilot Seat
- OptimaLeather™ Pilot and Co-Pilot Seats
- Rear Vision System with Audio and Adjustable Camera
- 3-Camera Rear Vision System with Audio and Adjustable Center Camera
- Power Sunvisors
- Pilot and Co-Pilot Pull-Down Sun Shades
- CB Radio Prep
- Air Horns Roof-Mounted with Switch on Side Console
- Driver's Side Door with Power Window
- Cassette Radio Option Includes AM/FM Tuner, CD Player, Weather Band

APPLIANCES AND ACCESSORIES**STANDARD FEATURES**

- Large Double-Door Refrigerator with Wood Paneling Inserts
- Recessed High-Output Two-Burner Cooktop with Sealed Burners and Flush Mount Cover
- Removable Solid Surface Range Covers
- Spacesaver Microwave with Touch Control
- 24" Flatscreen Stereo Color TV with Remote Control in Living Area
- 19" Stereo Color TV with Remote Control in Bedroom
- Bedroom Radio with Single Disc CD Player
- TV Antenna
- VCR Prep and Video Control Box with Booster
- Exterior Hook-Ups for DSS Dish and Cable
- Interior Cable TV Hook-Up and Telephone Jacks
- Digital Satellite System Prep
- Exterior Gas Line Hook-Up Prep for LP Accessories

OPTIONS

- Large Double-Door Refrigerator with Ice Maker and Wood Panel Inserts
- Large Double-Door Refrigerator with Ice Maker and Wood Panel Inserts 10 Cu. Ft.
- Large Four-Door Refrigerator with Ice Maker and Wood Panel Inserts (N/A with Pantry)
- High-Output Three-Burner Range with Oven
- Spacesaver Convection Microwave with Touch Control
- Washer/Dryer Prep, Requires 50 Amp Service Option (N/A: 34SBD, 37PCT)
- Combination Washer/Dryer, Requires Washer/Dryer Prep Option (N/A: 34SBD, 37PCT)
- Stereo TV Wired through Ceiling Speakers in Living Area
- VCR (N/A with Home Theater Option)
- DVD Player (N/A with Home Theater Option)
- Home Theater System with DVD Player and VCR with Surround Sound Speakers
- Exterior Entertainment Center, CD Player/Radio with Two Speakers



INTERIOR

STANDARD FEATURES

- Vintage Oak Cabinetry
- Raised Panel Hardwood Cabinet Doors
- Hardwood Cabinet End Panels in Living Area
- Refrigerator Wood Panel Inserts
- Decorative Wallboard
- Wallpaper Border to Bath Wall and Bedroom
- Self-Supporting Top Hinged Overhead Storage Doors and Positive Catches on All Other Doors
- Heavy Duty Ball Bearing Drawer Guides
- Wood Cabinet Drawer Boxes
- Wood Interior Grab Handle on Cabinet at Entry Door
- Satin Finished Entry Rail for Stepwell (N/A with Computer Desk, 37PBD)
- Satin Nickel Cabinetry Hardware and Bath Accessories
- Solid Surface Radius Profile Kitchen Countertop with Under-Mounted Plexus-Stone Sink with Two Sink Covers
- Pullout Cutting Board under Cooktop
- Toe Kicks with Rope Lighting in Kitchen and Bath Base Cabinets
- Solid Surface Bath Lavatory Countertop with Integrated Bowl
- Dinette Countertops Laminated with Wood Edge
- All Other Countertops Hardwood, Except Kitchen, Dinette and Bath Lavatory
- Kitchen Overhead Cabinets with Adjustable Shelf
- Kitchen Pantry next to Refrigerator with Adjustable Shelves in Upper Cabinet and Three Drawers below (N/A with Four-Door Refrigerator Option)
- Silverware Drawer with Organizer in Kitchen Base Cabinets (N/A with Range Option)
- Trash Can inside Kitchen Base Cabinet
- Beveled V-Grooved Mirrors behind Stove Area
- Wilsonart® Plank Flooring in Kitchen, Bath and Entry
- Upgraded Nylon Carpeting with Pad in Living Area and Bedroom
- Soft Touch Padded Vinyl Ceiling
- Hardwood Slide-Out Fascia Design with Fluted Accents
- Elongated Beveled Octagon Living Area or Bedroom Mirror, Wainscoting Accent under Mirrors in Living Area Location (N/A: 36WDD) (Bedroom Only in 37PCT) (N/A with Wainscoting)
- Hutch with Glass Doors/Backlit Glass (36WDD, 37PCT)
- Picture in Bedroom Area, End of Shower Wall (34SBD)
- Hardwood Raised Panel Bathroom Door
- Wood Louvers on Washer and Dryer Doors (N/A: 34SBD, 37PCT)
- Magazine Rack Bathroom (N/A: 34SBD, 37PBD)
- Wood Trim for Bath Door Opening Hallway Side
- Wood Grain Crown Molding in Bedroom and Living Area on All Open Walls
- Medicine Cabinet with Shelves
- Bathroom Lavatory Base Mirror with Wood Frame
- Towel Bar on back of Bath Door/Towel Bar in Rear Bath across from Shower (36DBD)
- Two Towel Rings in Bathroom
- Shadow Box on Rear Bedroom Wall, with Accent Lights in Header and Outlet; Wainscoting Accent under Shadow Box (Mirror N/A with Rear Window Option) (34SBD, 37PBD, 37PST)

- Rear Wardrobe Closet with Deluxe Mirror Door Frames Satin Finish (36WDD)
- Bedroom Swing-Away TV Cabinets
- Bedspread with Three Decorative Pillows
- Wood Headboard with Fabric Insert
- Blackout Day/Night Pleated Shades in Living Area and in Bedroom
- Mini Blinds in Kitchen and Bathroom
- Soil Repellant on Fabric, Teflon® Fabric Protection

OPTIONS

- Decors: Brushed Nickel, Cayenne, Walnut Grove, Garden Path, Cobblestone, Blackwood Manor Featuring Liz Claiborne Fabrics
- Wood Choice: Autumn Cherry, Maple
- Hardwood Raised Panel Doors on Refrigerator

FURNITURE

STANDARD FEATURES

- Queen Bed with Nightstands
- Rotocast Booth Dinette with Drawer(s)
- Fabric Hide-A-Bed Sofa with Three Pillows
- Fabric Swivel Glider Barrel Chair
- Fabric Swivel Glider Barrel Chair and Desk Chair Bedroom (37PCT)

OPTIONS

- Pillow Top Mattress
- Fabric Hide-A-Bed Sofa with Air Mattress and Three Pillows
- OptimaLeather™ Hide-A-Bed Sofa with Three Pillows
- OptimaLeather™ Hide-A-Bed Sofa with Air Mattress and Three Pillows
- Fabric Electric Sofa IPO Hide-A-Bed Sofa
- Curbside OptimaLeather™ J-Lounge IPO Swivel Glider Barrel Chair and Computer Desk (37PBD)
- New Style Fabric Swivel Recliner Chair IPO Fabric Swivel Glider Barrel Chair
- OptimaLeather™ New Style Swivel Recliner Chair IPO Fabric Swivel Glider Barrel Chair
- OptimaLeather™ Euro-Recliner Chair with Ottoman IPO Swivel Glider Barrel Chair
- Curbside Two Fabric Recliners IPO Swivel Glider Barrel Chair and Computer Desk (37PBD)
- Curbside Two OptimaLeather™ Euro-Recliners with Ottomans IPO Swivel Glider Barrel Chair and Computer Desk (37PBD)
- Fabric Swivel Glider Barrel Chair IPO Desk Chair Bedroom (37PCT)
- Bedroom Desk (34SBD, 36WDD, 36DBD)
- Adjustable Coffee Table
- Freestanding Dinette with Wall Cabinet, Two Freestanding Chairs and Two Folding Chairs

**ELECTRICAL SYSTEMS AND LIGHTS****STANDARD FEATURES**

- 30 Amp 120V Distribution Panel and Power Cord
- 55 Amp Electronic 12V Power Converter
- Onan® 5.5 kW Gas Generator
- Two 6V House Batteries
- Battery Disconnect Switches
- 12V and 110V Outlet in Cockpit Area
- Porch Light and Exterior Step Light on Same Switch
- Exterior Power Entry Step, with Light
- Interior Stepwell Entry Step Lights
- Water Pump Switch in Service Bay Area and System Panel
- Lights in Outside Storage Compartments
- 120V Receptacles in Outside Storage Compartment
- Underhood Utility Light
- Receptacle and Phone Jack in Dinette Area
- Directional Map Lights for Pilot and Co-Pilot Seats
- Systems Control Center in Hallway
- Fluorescent Light(s) under Kitchen Overhead
- Fluorescent Ceiling Lights Throughout
- Fluorescent Ceiling Lights inside Living Area Slide-Out House
- Rope Lighting under Toe Kicks in Kitchen and Bath Lavatory
- Decorative Wood Framed Galley Ceiling Fluorescent Light with Skylight and Shade
- Satin Nickel Decorative Lighting Living Room Wall Light, Dinette Overhead, Bedroom Cosmetic and Bath Vanity Light
- Halogen Lights under Living Room and Dining Room Overhead Cabinets
- Bullet Lights over Bed – Satin Finish with His and Hers Switches
- Wardrobe Closet Lights

OPTIONS

- Energy Management System with or without 50 Amp Service
- 50 Amp 120V Distribution Panel and Cord
- 140 Watt Inverter (N/A with 2,000 Watt Inverter)
- 2,000 Watt Inverter with Two Additional Batteries
- Storage Compartment Tank Monitor Gauge

PLUMBING AND LP SYSTEMS**STANDARD FEATURES**

- Kitchen Composite Under-Mounted Sink with Single Lever Chrome Faucet with Pullout Sprayer
- Separate Chrome Faucet for Filtered Water
- Bath Lavatory Faucet Single Handle Satin Finish
- Demand Water System and Water Pump
- 10 Gallon LP Gas/Electric Water Heater with Electronic Ignition, DSI
- Winterization Valving System
- Water Heater Bypass Valve
- Porcelain Toilet with Sprayer
- No-Fuss Flush Holding Tank Rinsing System
- Insulated Systems Compartment with Easy Access to Hook-Up
- Shower inside Wet Bay with Hot/Cold Water

- Soap Dispenser inside Utility
- Gravity and Pressurized Water Fill
- Contained Storage Area for Sewer Hose
- One-Piece Fiberglass Shower
- Shower Diverter, Hose and Head – Satin Finish with Satin Slide Bar for Shower Head with Soap Dish
- Shower Light on Ceiling inside Shower
- Satin Nickel Shower Door Frame with Obscure Glass
- Chrome Shampoo/Conditioner/Soap Dispenser in Shower

OPTIONS

- RV Sani-Con 2 System, Holding Tank Flush System
- Bathtub IPO Shower

HEATING, VENTS AND AIR CONDITIONING**STANDARD FEATURES**

- One 13.5M BTU Air Conditioner with Ducted Air and Wall Digital Thermostat (34SBD)
- One 13.5M BTU and One 11.0M BTU Air Conditioner with Ducted Air and Wall Digital Thermostat (N/A: 34SBD)
- 35M BTU Electronic Ignition Furnace
- Electronic Dash AC/Heat Climate Control System
- In-Floor Ducted Heating System with Metal Floor Registers
- 12V Attic Fan with Wall Thermostat in Kitchen (N/A with Single Air Conditioner)
- 12V Attic Fan with Wall Thermostat in Living Area (N/A with Twin Air Conditioners)
- 12V Attic Fan with Wall Thermostat in Bath, Walk-Through Area
- 12V Bath Fan inside Private Bath Area
- Manual Roof Vent Bedroom (34SBD)
- 12V Heater in Wet Bay
- Satin Nickel Finish Metal Air Return Grill for Furnace
- Metal Floor Registers Satin Nickel

OPTIONS

- Dual 13.5M BTU Air Conditioner, Requires 50 Amp Service (N/A: 34SBD)
- One 13.5M BTU and One 11.0M BTU Air Conditioner (34SBD)
- Dual 13.5M BTU Air Conditioner with Heat Pumps, Requires 50 Amp Service (N/A: 34SBD)
- One 13.5M BTU Air Conditioner with Heat Pump (34SBD)
- 12V Attic Fan with Rain Sensor and Wall Thermostat in Kitchen (N/A with Single Air Conditioner)
- 12V Attic Fan with Rain Sensor and Wall Thermostat in Living Area (N/A with Twin Air Conditioners)
- 12V Attic Fan with Rain Sensor and Wall Thermostat in Bath, Walk-Through Area

**WINDOWS, DOORS AND AWNINGS****STANDARD FEATURES**

- Radius Flush Mount Dual Pane Safety Glass Dark Tinted Slider Windows
- Opera Window at Swivel Glider Barrel Chair Location (N/A: 37PBD)
- Bathroom Window (N/A: 34SBD, 37PBD)
- Radius Entrance Door with Clear Glass, Roller Shade, Screen Door and Anti-Skid Steps
- Two Interior Grab Handles and One Exterior Grab Handle
- Topper Slide-Out Awnings Living Area and Bedroom
- Protecta Glaze Tinted Plexiglas® Skylight in Bathroom
- Protecta Glaze Tinted Plexiglas® Skylight in Kitchen with Pleated Shade

OPTIONS

- Acrylic Patio Awning with Metal Cover
- Eclipse Automatic Patio Awning
- Window Awnings Living Area Slide-Out House Windows
- Rear Bedroom Window (34SBD, 37PBD, 37PST)
- Sidewall Window Awning Bedroom (N/A: 37PCT)

SAFETY**STANDARD FEATURES**

- Fire Extinguisher
- Deadbolt Lock on Entrance Door
- 120V GFI Protected Circuit, Kitchen, Bath and Exterior
- LP Gas Detector
- Smoke Detector
- Carbon Monoxide Detector
- Pilot and Co-Pilot Three-Point Seat Belts
- Third Brake Safety Light
- Egress Windows

FORD CHASSIS/ENGINE/SUSPENSION**STANDARD FEATURES**

- 6.8L V-10 Gasoline Engine with Electronic Fuel Injection
- Engine Displacement: 6.8 Liters 415 Cu. In.
- Power: 310 HP; Torque: 425 lbs./ft.
- 4-Speed Automatic Transmission with Overdrive
- Fuel Tank Capacity 75 Gallon
- 130 Amp Alternator
- Rear Axle Ratio 5.38:1
- Radial Tires 235/80R 22.5G
- Polished Aluminum Wheels
- Leaf Spring Suspension
- ABS Brake System
- Hitch Receiver 4,000 Lb. with Dual Connector 4-Pin or 7-Pin
- SmartStructure II

WORKHORSE CHASSIS/ENGINE/SUSPENSION**STANDARD FEATURES**

- 8.1L V-8 Gasoline Engine with Electronic Fuel Injection
- Engine Displacement: 8.1 Liters 496 Cu. In.
- Power: 340 HP; Torque: 455 lbs./ft.
- 5-Speed Automatic Transmission with Overdrive
- Fuel Tank Capacity 75 Gallon
- 145 Amp Alternator
- Rear Axle Ratio 5.38:1
- Radial Tires 235/80R 22.5G
- Leaf Spring Suspension
- ABS Brake System
- Stainless Steel Wheel Liners
- Hitch Receiver 4,000 Lb. with Dual Connector 4-Pin or 7-Pin
- SmartStructure II

WORKHORSE CHASSIS OPTION W-24 (36'-37' UNITS)

- 8.1L V-8 Gasoline Engine with Electronic Fuel Injection
- Engine Displacement: 8.1 Liters 496 Cu. In.
- Power: 340 HP; Torque: 455 lb./ft.
- 5-Speed Automatic Transmission with Overdrive
- Fuel Tank Capacity 75 Gallon
- 145 Amp Alternator
- Rear Axle Ratio 5.86:1
- Radial Tires 235/80R 22.5G
- Leaf Spring Suspension
- ABS Brake System
- Polished Aluminum Wheels
- 5,000 Lb. Hitch Receiver with Dual Connector 4-Pin or 7-Pin
- SmartStructure II

CHASSIS/ENGINE/SUSPENSION OPTION

- Fully Automatic Hydraulic Leveling System
- Workhorse W-24 Chassis (Forced Option, 37PST)

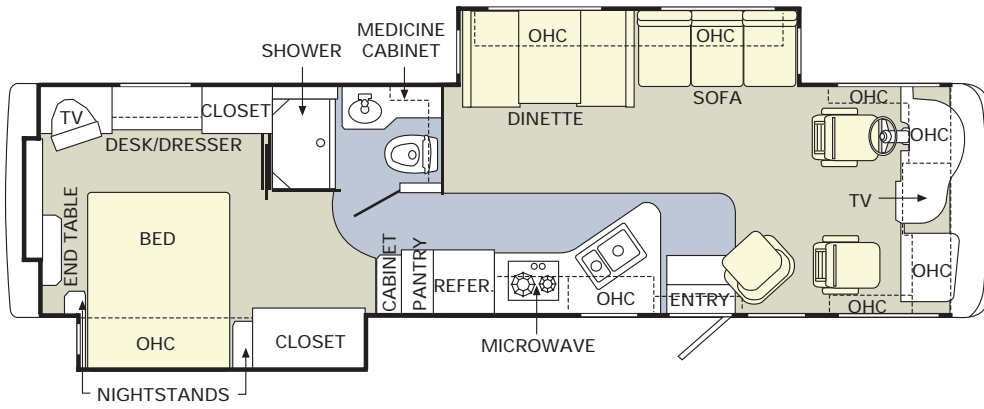
Due to the large variety of options and floorplan arrangements available to our customers, actual weights for each unit can differ significantly. Holiday Rambler provides a weight sticker on each unit we produce which includes that unit's tank capacities and approximate weight. Consult your local Holiday Rambler dealer for unit availability and further information.

The information printed in this brochure reflects product design, fabrication, and component parts at the date of printing. The manufacturer reserves the right, at any time, to make changes in product design or material or component specifications as its sole option, without notice. This includes the substitution of components of a different brand or trade name, which will result in comparable performance. All information printed in this brochure is subject to change after the date of printing. Some features shown or mentioned in this brochure are optional and may only be available in selected floorplans. Photographs may show props or decorations that are not standard equipment on Holiday Rambler models. Holiday Rambler, the HR logo and its design, are registered trademarks. All other products and company names are trademarks and/or registered trademarks of their respective holders.

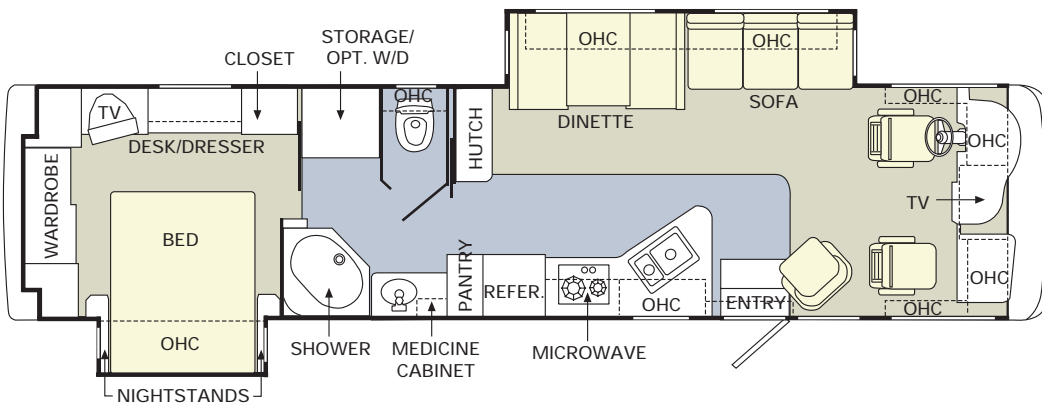
While the color of the motorhome's exterior and the interior fabrics depicted in this sales brochure are fair and reasonable depictions, the colors depicted may not be an exact match of the actual colors because of the variances in photo-processing and variances caused by inserting the photographs within the sales brochure. Due to product improvements, changes during the model year and/or transcription errors that may occur, information represented within this brochure may not be accurate at the time of your purchase. If certain information is significant to your purchasing decision, please confirm the information with your dealer prior to submitting your order.

The actual overall length of the recreational vehicle may differ from that indicated in the brochure due to variances in the manufacturing process and/or installed components. The actual length may be greater or less than that indicated.

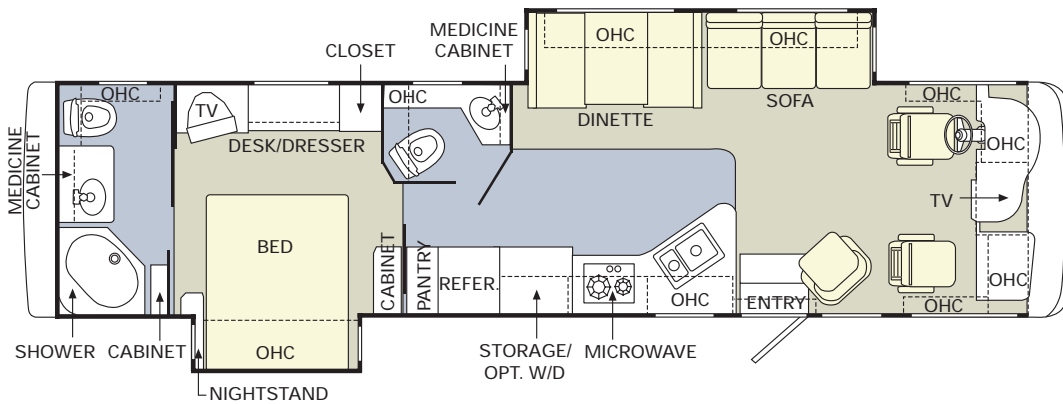
Component part and appliance manufacturers issue limited warranties covering those portions of the recreational vehicle not covered by the Limited Warranties issued by the Monaco Coach Corporation companies. To learn more on what specific component parts and appliances are excluded from the Limited Warranties issued by the Monaco Coach Corporation companies please contact your selling dealership or Monaco Coach Corporation directly or review the warranty packet inside the recreational vehicle.



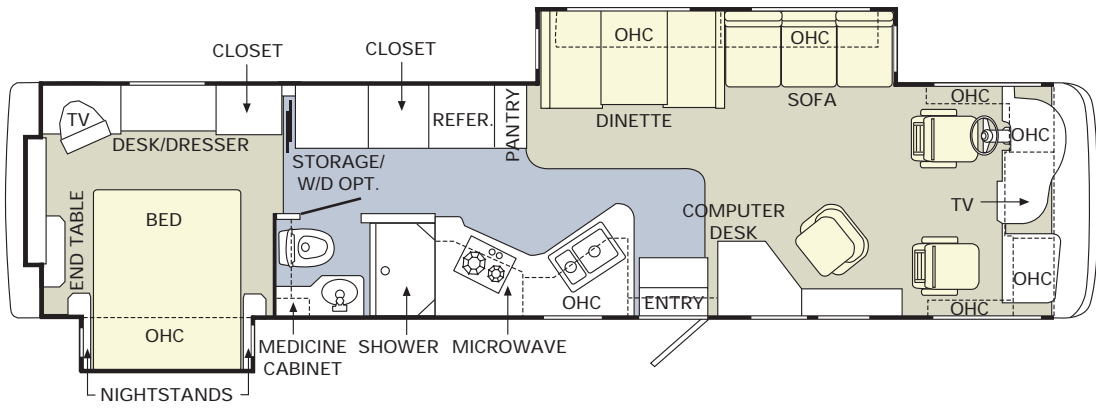
34SBD



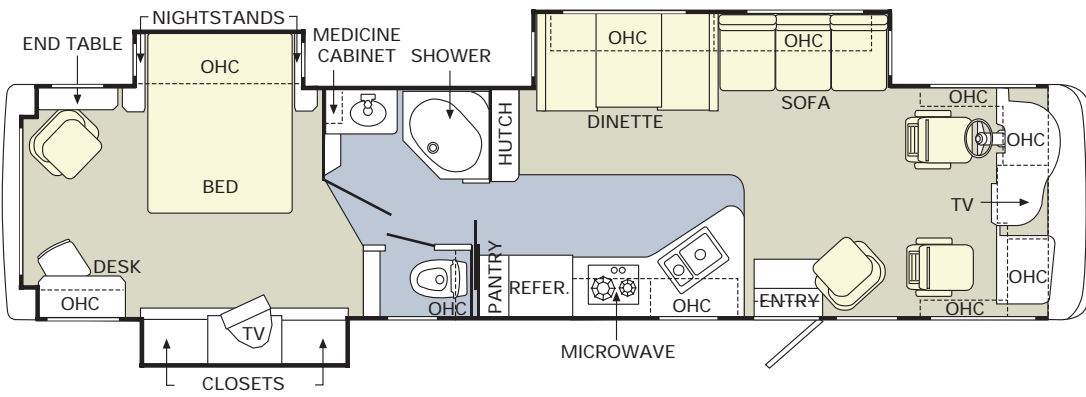
36WDD



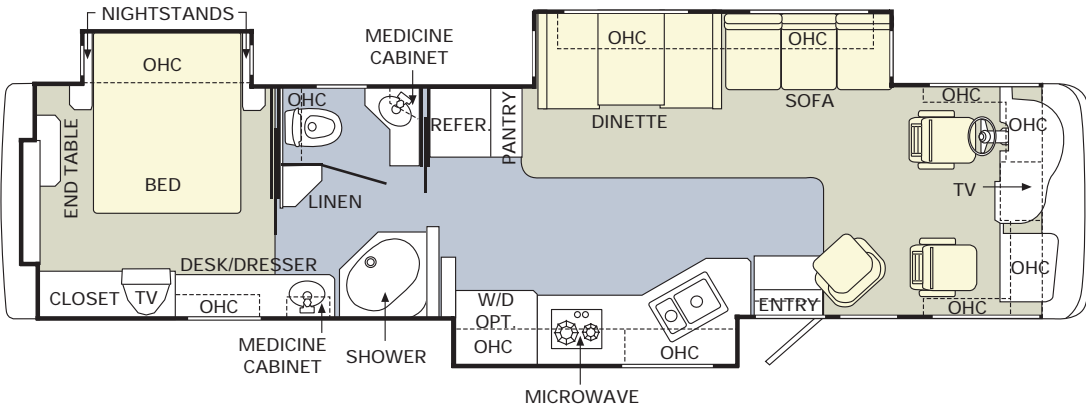
36DBD



37PBD



37PCT



37PST

- CARPET
- PLANK FLOORING



2005 | VACATIONER®



This is Living®



HOLIDAY RAMBLER®

This is Living®

www.holidayrambler.com

(800) 245-4778

MONACO COACH CORPORATION

Monaco is traded on the New York Stock Exchange under the listing MNC
© 2004, Monaco Coach Corporation 1104 NPN:BROHVAC Litho in USA.

