

BEAVER CONTESSA

2007

BEAVER CONTESSA | 2007



BEAVER CONTESSA | 2007

Love at first sight.

It's hard not to fall in love with Contessa at first sight. Maybe it's the surprising richness of the wood, or perhaps the understated luxury throughout. But whatever it is, there's simply no denying Contessa's allure. But there's more than beauty to capture your heart. The 2007 Contessa captivates with power and inner strength, as well, thanks to a dynamic Caterpillar® engine and formidable Roadmaster custom chassis. Take a closer look and you'll only become more enchanted by the spaciousness and the one-of-a-kind craftsmanship Contessa offers. And when you consider the inherent value of this motorcoach, you may soon find yourself head-over-heels. So prepare yourself as you meet the new love of your life – the 2007 Contessa from Beaver Motorcoach.



BEAVER SELECT WOODS

Never content with the average woods, we search the globe to find the best wood available. And we're just as discriminating when it comes to quality. We only accept wood of the highest caliber, hand selecting trees for a consistent overall look in grain, texture and color.





◀▶ PANAVIEW™



Contessa features the revolutionary Panaview™ 1-Piece Windshield. Yes, it looks fantastic from inside and out. But the real benefit is safety, with the largest unobstructed view in the industry and slender side pillars to increase peripheral vision while driving.



Love is in the air.

There's something to love in every corner of Contessa. The kitchen combines beauty and function with top-notch appliances available in stainless steel. The driver's seat offers comfort with OptimaLeather™ and six-way positioning, and peace of mind with safety features including a color rear vision system with audio. Guests get a comfy corner of their own with the standard sleeper sofa or an optional Magic Bed Sofa.

BEAVER CONTESSA® | 2007

Indulge yourself.

Day-to-day living becomes almost decadent in Contessa. Meals somehow taste better on the legless dining table that cleverly slides into place. Relaxing becomes a necessity in the softness of the OptimaLeather™ swivel rocker or optional recliner. And while the living area table with a nearby computer hook-up creates an ideal work space, you may find yourself simply sitting back and soaking up your surroundings instead.



YOU NEED YOUR SPACE.

When it comes to storage, Contessa is anything but stingy. Large exterior pass-through storage bays have slide-out trays and side-hinged doors. The bedroom slide-out features a spacious dresser, extra drawers and radiant wood cabinets. There's also space for the 23-inch LCD TV with optional DVD player.



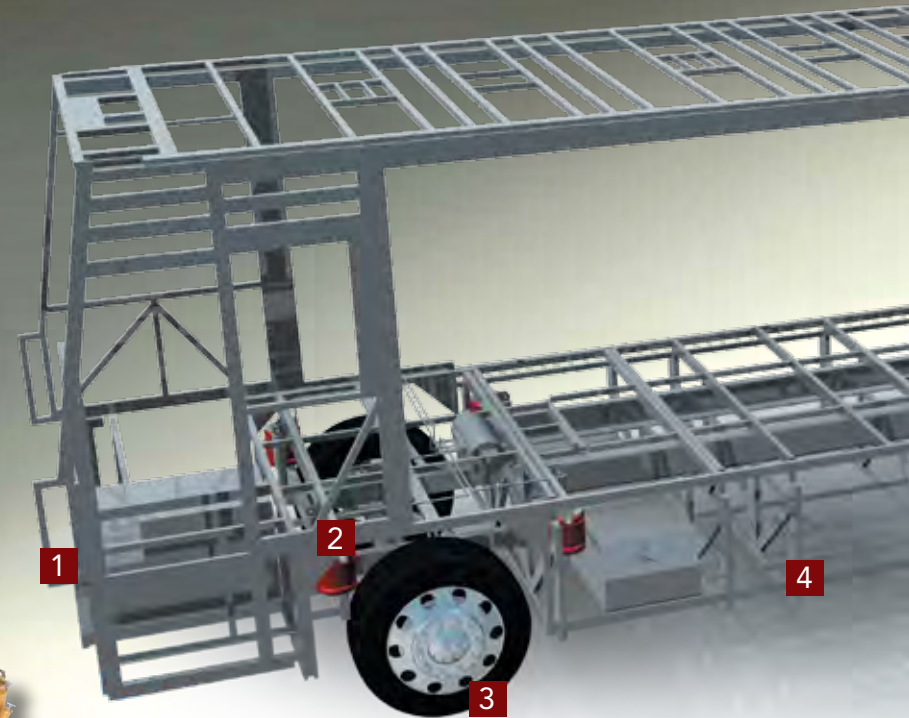
ROADMASTER AND CHASSIS CONSTRUCTION

A foundation for success.

Knowing full well the importance of a strong base, the Beaver Contessa relies exclusively on the incomparable Roadmaster chassis for its foundation. Roadmaster builds each chassis to the exact specifications of Beaver models and floorplans. What's more, because Roadmaster's entire focus is luxury motorhomes, the design, craftsmanship and quality of their chassis are second to none. Some of the most important benefits of a Roadmaster chassis are spelled out here. For a closer look, visit our website at www.beavermotorcoaches.com and look for the Roadmaster link.

POWERED BY CATERPILLAR®

Beaver is proud to offer Caterpillar® engines with ACERT® technology. Road tested for millions of miles, Cat® engines offer unbeatable reliability and durability. Plus, a Cat® with ACERT® technology gives you high performance with the lowest operating costs in the industry. In fact, its maintenance intervals are 30,000 miles, compared with 25,000 for other engines. The C-9 outperforms the competition in horsepower and torque. The Cat® is also backed by an industry-leading 5-year/200,000-mile warranty with no deductible. And finally, ACERT® technology gives you the cleanest running engine available — and is fully compliant with EPA mandated standards.



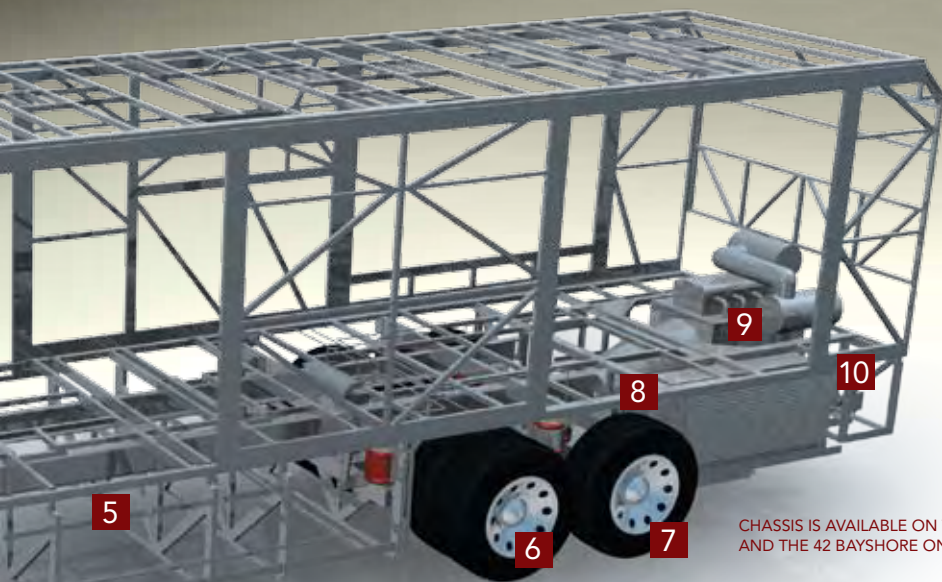
- 1 Equipped with a steel firewall and steel stepwell for added safety.
- 2 Three monitored leveling sensors (two in the rear, one in the front) continually adjust the air pressure within each air bag to maintain a level ride and eliminate nosediving, weight transfer, and floating on curved roads.
- 3 Anti-lock braking system with front and rear drum brakes. Automatic Traction

Control (ATC) eliminates wheel slippage in slick conditions and heightens control. The Anti-Lock Braking System (ABS) gives you superior stopping power, especially on steep grades. Together, these sophisticated systems offer the very best safety on the road.

- 4 Our exclusive raised rail design provides for larger full pass-through storage bays with flush floors.



Aladdin™ Junior makes it easy to keep track of many important functions, including tank levels, temperatures, mileage and much more.



CHASSIS IS AVAILABLE ON THE 42 VENICE AND THE 42 BAYSHORE ONLY

OUTBOARD AIR BAG SUSPENSION



The outboard-mounted air bags are protected by two steel plates and are placed farther apart than the competition, providing a wider, more stable platform for the coach. The active suspension automatically adjusts the pressure of the air bags as you drive and virtually eliminates nosediving and the side-to-side body sway associated with high wind conditions, curvy roads and emergency maneuvers.

9-LAYER ROOF CONSTRUCTION (top to bottom)

- One-piece peaked fiberglass roof
- Luaun backing
- Thick, tapered bead foam insulation
- Aluminum double I-beam superstructure filled with fiberglass insulation
- Vapor barrier
- Structure foam: thermal insulative barrier
- 1/2" bead foam insulation
- Foam padding for extra insulation
- Padded vinyl ceiling



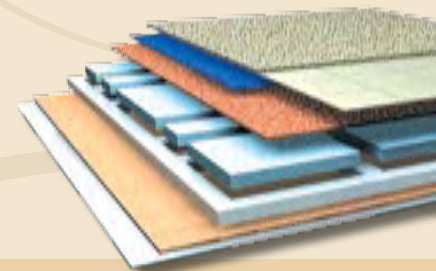
5-LAYER WALL CONSTRUCTION (left to right)

- Fiberglass exterior
- Luaun
- Block foam insulation
- Aluminum framing
- Wallboard



7-LAYER FLOOR CONSTRUCTION (top to bottom)

- Carpet/tile
- Carpet padding
- Structure board
- Block foam insulation
- Aluminum framing
- Luaun
- Darco outer layer



- 5 Frame rails are constructed of 3-1/2" by 8-5/16" by 3/8" 50,000 PSI steel for greater strength; a side-mounted aluminum radiator and intercooler reduce weight, won't rust, and deliver better heat transfer than steel cooling components.
- 6 Ten outboard-mounted air bags work in conjunction with ten Bilstein® gas-powered shock absorbers to prevent road trauma from ever reaching the coach.
- 7 Goodyear tires 295/80R/22.5.

- 8 Allison® 3000 MH 6-speed transmission with electronic shifter. Our exclusive use of synthetic transmission fluid allows for up to three-year maintenance intervals for the Allison® transmission.
- 9 Cat® C-9 400 engine.
- 10 A 10,000 lb. tow hitch rating is the highest in its class. Pre-wired for supplemental braking system that works with your tow vehicle.



With the optional GPS navigation system, you're free to explore the middle of nowhere and always know exactly where you are.


The luxury of choice.

The Contessa offers a variety of color, fabric and exterior package options – each as stunning as the next. And because it's from Beaver, the quality is just as impressive. The richness of the colors is matched by the opulence of the fabrics. And to protect the vibrant exterior from nicks and scratches, the 2007 Contessa features an innovative 3M film front mask.

FABRICS | EXTERIOR | COLORS



WHITE OAK



RUSTIC CHERRY




CRIMSON ECLIPSE




BLACKSTONE

A modern classic.

The true artistry of the 2007 Contessa is found in its rich wood. Handcrafted by experienced craftsmen from superior hardwoods, Beaver wood cabinets create a look reminiscent of grand estates and fine hotels. But here they are, right at home on the road, bringing old world charm and glamour to today's modern lifestyle. Choose from wood cabinets to create a style all your own.



TIGHT KNOT WALNUT



MAPLE

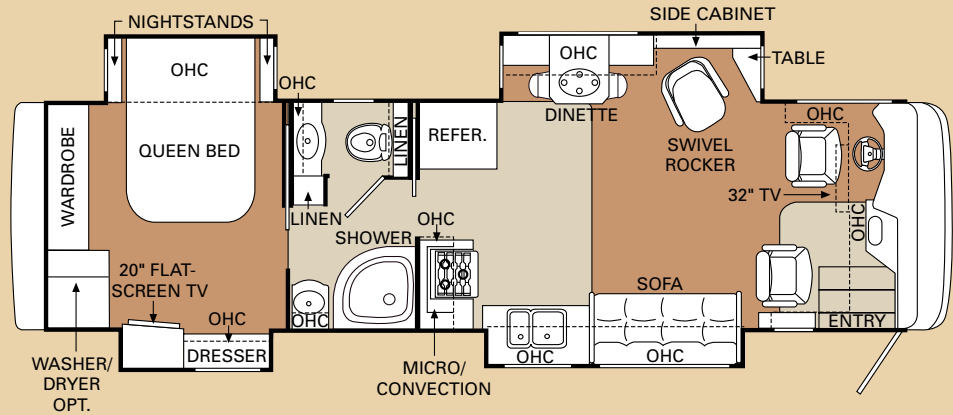
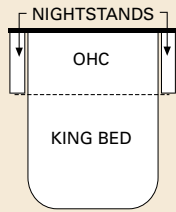
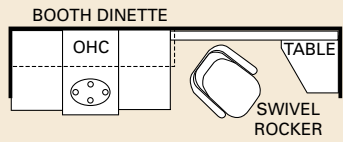


SANDAL WOOD

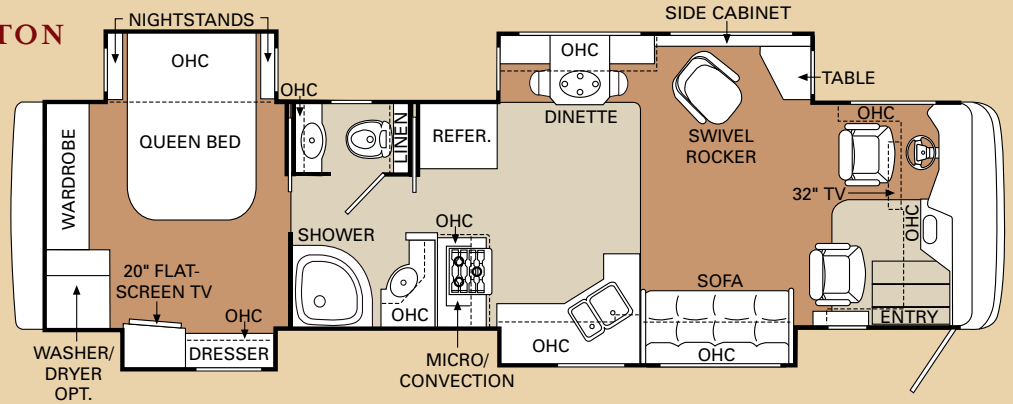
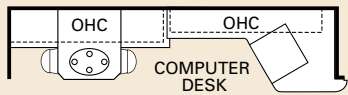
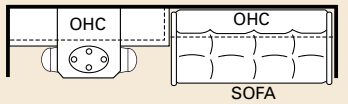
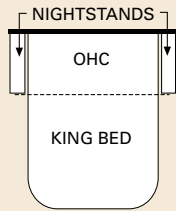
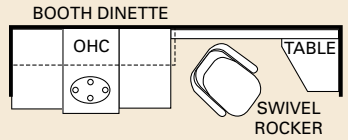


ISLAND SPLENDOR

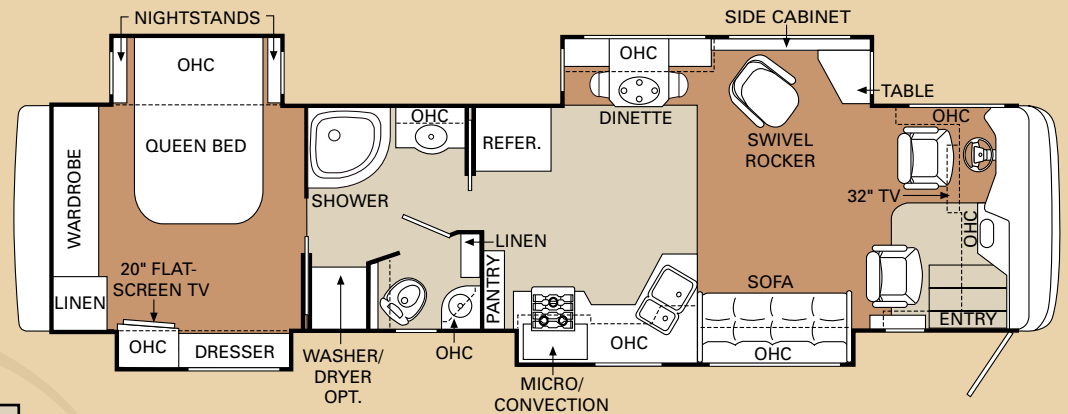
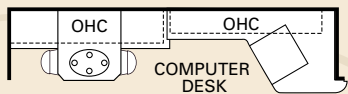
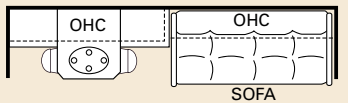
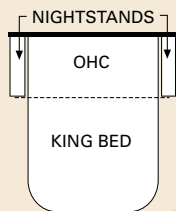
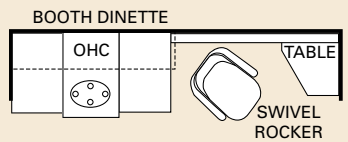
FLOORPLAN OPTIONS



36 VENTURA



38 HUNTINGTON

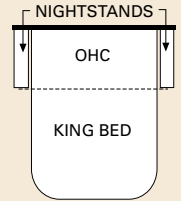
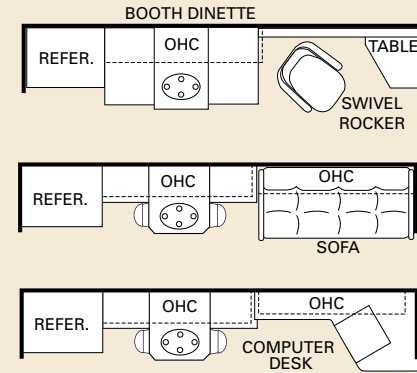
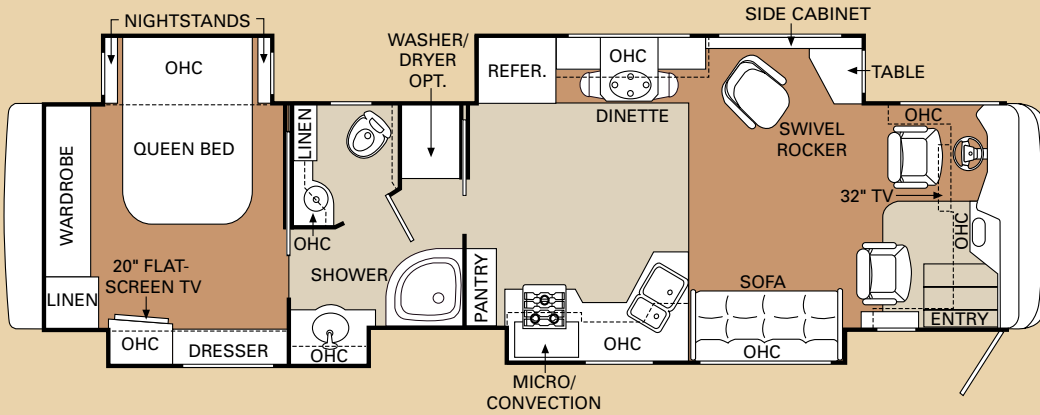


40 LAGUNA

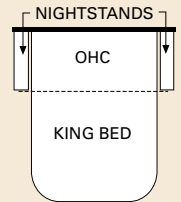
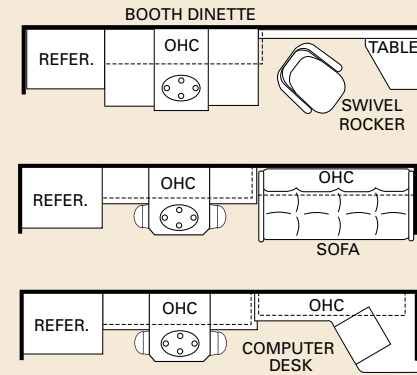
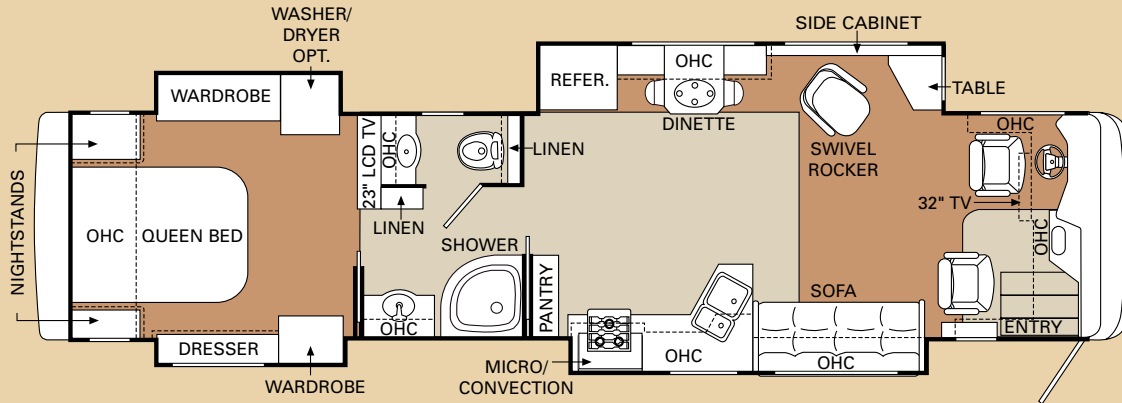
CARPET TILE

FLOORPLAN OPTIONS

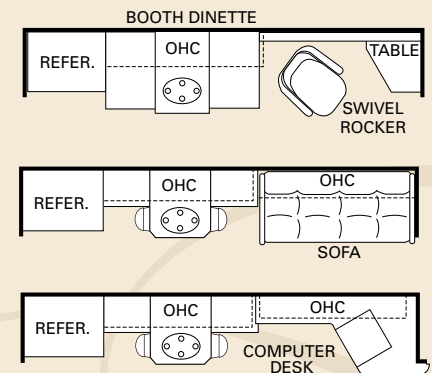
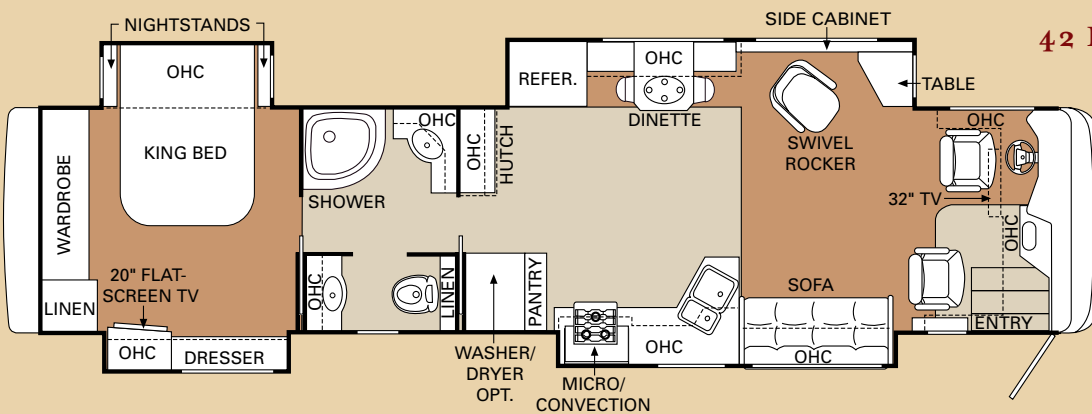
40 PACIFICA



42 VENICE



42 BAYSHORE



CARPET TILE

WEIGHTS	36 Ventura	38 Huntington	40 Laguna	40 Pacifica	42 Venice	42 Bayshore
Gross Vehicle Weight Rating (Lbs.)	34,600	34,600	34,600	34,600	44,600	44,600
Gross Combined Weight Rating ¹ (Lbs.)	44,600	44,600	44,600	44,600	54,600	54,600
Front Gross Axle Weight Rating (Lbs.)	14,600	14,600	14,600	14,600	14,600	14,600
Rear Gross Axle Weight Rating (Lbs.)	20,000	20,000	20,000	20,000	20,000	20,000
Tag Gross Axle Weight Rating (Lbs.)	N/A	N/A	N/A	N/A	10,000	10,000

MEASUREMENTS	36 Ventura	38 Huntington	40 Laguna	40 Pacifica	42 Venice	42 Bayshore
Wheelbase	224"	248"	272"	272"	270-1/4"	270-1/4"
Overall Length	37' 2"	39' 2"	41' 2"	41' 2"	43' 2"	43' 2"
Exterior Width	100.5"	100.5"	100.5"	100.5"	100.5"	100.5"
Exterior Height	12' 8"	12' 8"	12' 8"	12' 8"	12' 8"	12' 8"
Interior Width	96"	96"	96"	96"	96"	96"
Interior Height	84"	84"	84"	84"	84"	84"

TANK CAPACITIES ²	36 Ventura	38 Huntington	40 Laguna	40 Pacifica	42 Venice	42 Bayshore
Water Heater (Gal.)	10	10	10	10	10	10
Gray Tank (Gal.)	78	78	78	78	78	78
Black Tank (Gal.)	44	44	44	44	44	44
Fresh Tank (Gal.)	100	100	100	100	100	100
LP Tank ³ (Gal.)	31	31	31	31	31	31
Fuel Tank (Gal.)	130	130	130	130	130	130

¹ Towing capacity is limited by GCWR; your vehicle's towing capacity is the difference between the GCWR and the actual vehicle weight, including all water, fuel, passengers and cargo. Your towed vehicle should be equipped with auxiliary brakes if the weight of the towed vehicle exceeds 1,000 lbs. Consult your owner's manual for further towing information.

² All tank capacities are estimated based upon calculations provided by the tank manufacturers and represent approximate capacities. The actual "usable capacity" may be greater or less than the estimated capacities based upon fabrication and installation of the tanks.

³ Actual filled LP capacity is 80% of listing due to safety shut-off required on tank.

The actual overall length of the recreational vehicle may differ from that indicated in the brochure due to variances in the manufacturing process and/or installed components. The actual length may be greater or less than that indicated. Due to the large variety of options and floorplan arrangements available to our customers, actual weights for each

unit can differ significantly. Beaver Motor Coaches provides a weight sticker on each unit we produce which includes that unit's tank capacities and approximate weight. Consult your local Beaver Motor Coaches dealer for unit availability and further information.

The information printed in this brochure reflects product design, fabrication, and component parts at the date of printing. The manufacturer reserves the right, at any time, to make changes in product design material or component specifications as its sole option, without notice. This includes the substitution of components of a different brand or trade name which will result in comparable performance.

All information printed in this brochure is subject to change after the date of printing. Some features shown or mentioned in this brochure are optional and may only be available in selected floorplans. Photographs may show props or decorations that are not standard equipment on Beaver Motor Coach models. Beaver Motor Coaches, the Beaver logo and its design, are registered trademarks. All other products and company names are trademarks and/or

registered trademarks of their respective holders. While the color of the motorhome's exterior and the interior fabrics depicted in this sales brochure are fair and reasonable depictions, the colors depicted may not be an exact match of the actual colors because of the variances in photo-processing and variances caused by inserting the photographs within the sales brochure.

Due to product improvements, changes during the model year and/or transcription errors that may occur, information represented within this brochure may not be accurate at the time of your purchase. If certain information is significant to your purchasing decision, please confirm the information with your dealer prior to submitting your order. Component part and appliance manufacturers issue limited warranties covering those portions of the recreational vehicle not covered by the Limited Warranties issued by Monaco Coach Corporation. To learn which specific component parts and appliances are excluded from the Limited Warranties issued by Monaco Coach Corporation, please contact your selling dealership or Monaco Coach Corporation directly, or review the warranty packet inside the recreational vehicle.

BODY CONSTRUCTION

FEATURES

- › Aluminum Framed Superstructure
- › Seamless One-Piece Molded Crowned Fiberglass Roof
- › All-Season Foam Insulated Roof
- › Laminated Gel Coat Fiberglass Sidewalls
- › Aluminum Framed Laminated Floor on Steel Trusses
- › Foam Insulated Underbelly
- › Deluxe Full-Body Paint
- › Panaview™ 1-Piece Front Windshield

- › Dual Head Power Controlled Heated Exterior Mirrors with Turn Indicator
- › Recessed Side Docking Lights (4)
- › Roof-Mounted Dual Trumpet Air Horns
- › Side-Hinged Baggage Doors with Chrome Door Latches
- › Ozite Lined Pass-Through Storage Compartments
- › Interlocking Aluminum Framed Slide-Out Houses

- › Rear Ladder
- › Full-Length "Beaver" Mud Flap
- › 3M Film Front Mask
- › Front Molded Fiberglass Cap
- › Rear Molded Fiberglass Cap with Integrated Air Intake

OPTIONS

- › Storage Bay Slide-Out Tray - Pass-Through (Bay 3)
- › Storage Bay Slide-Out Tray - Pass-Through (Bay 4) (N/A: 36 Ventura, 38 Huntington)

CHASSIS/ENGINE/SUSPENSION

FEATURES

- › Roadmaster RR8S-Series Chassis (N/A: 42 Venice, 42 Bayshore)
- › Roadmaster RR10S-Series Chassis (42 Venice, 42 Bayshore)
- › Cat® C-9 400 Engine and Allison® 3000 MH 6-Speed Transmission with Electronic Shifter
- › Torque: (@ 1,400 RPM) 1,100 lbs./ft. Max. Net
- › Engine Displacement: 537"/8.8L
- › Dual Fuel Fill
- › 160 Amp Alternator
- › Rear Axle Ratio: 4.30:1

- › Goodyear Tires: 295/80R/22.5
- › Polished Aluminum Wheels
- › Cushion Air Glide Suspension with Eight Outboard-Mounted Air Bags and Eight Shock Absorbers (N/A: 42 Venice, 42 Bayshore)
- › Cushion Air Glide Suspension with Ten Outboard-Mounted Air Bags and Ten Shock Absorbers (42 Venice, 42 Bayshore)
- › Automatic Traction Control
- › Anti-Lock Braking System with Front Disc Brakes and Rear Drum Brakes

- › Tag Axle with Anti-Lock Braking System (42 Venice, 42 Bayshore)
- › Auto Slack Adjusters on Brakes
- › Exhaust Brake
- › Pre-Wire for Supplemental Braking System
- › Engine Block Heater
- › Automatic Leveling System (3 Point)
- › 10,000 Lb. Hitch Receiver with Dual Connector 4/7-Pin

OPTIONS

- › Cummins® ISL 400 Electronic Engine with Allison® 3000 MH 6-Speed World Transmission and Electronic Shifter; 1,200 lbs./ft. Torque Max Net @13,000 RPMs; 540" /8.8L Cubic Inch Displacement
- › Dual Leveling
- › Air Leveling (Replaces Standard Hydraulic Levelers)

COCKPIT

FEATURES

- › Automotive Dash with Bird's Eye Burl Instrumentation Panel
- › In-Dash AM/FM/CD Stereo Radio with Sirius-Ready Compatibility and Weather Band
- › Color Rear Vision System with Audio and Adjustable Camera
- › Aladdin™ Junior System
- › Manual Privacy Drapes
- › Power Sunvisor
- › Adjustable Accelerator and Brake Pedals
- › Lighted VIP Smartwheel® Multiplexed Steering Wheel with Controls for Windshield Wipers, ICC and Cruise Control
- › Audible Turn Signals
- › OptimaLeather™ 6-Way Power Pilot and Co-Pilot Seat with Power Footrest

- › 12V and 110V Outlet and Phone Jack in Dash Area
- › Carpeted Pilot and Co-Pilot Floor Mats

OPTIONS

- › Power Privacy Cab Drapes
- › Interior Solar Privacy Sunscreens
- › 3-Camera Rear Vision System with Audio and Adjustable Center Camera
- › GPS System
- › Sirius Radio Satellite System (Requires Subscription)
- › 10 Disc CD Changer

APPLIANCES AND ACCESSORIES

FEATURES

- › Norcold® 12 Cu. Ft. 2-Way 4-Door Refrigerator with Ice Maker
- › High-Output 3-Sealed-Burner Cooktop without Oven
- › Spacesaver Convection Microwave with Touch Control
- › Manual TV Antenna
- › CB Prep with Antenna
- › 32" Flatscreen LCD TV in Front Cockpit Overhead
- › 23" LCD TV in Bedroom (42 Venice)
- › 20" Flatscreen TV with Remote in Bedroom (N/A: 42 Venice)
- › Sony Home Theater System with DVD Player and Flush-Mounted Speakers
- › Exterior Gas Line Hook-Up for LP Accessories
- › Combination Washer/Dryer Prep

OPTIONS

- › Combination Washer/Dryer
- › Stackable Washer and Dryer (N/A: 36 Ventura, 38 Huntington)
- › 23" LCD TV in Bedroom (N/A: 42 Venice)
- › Stainless Steel Package (Includes Refrigerator and Microwave)
- › Dometic Sidewise 14 Cu. Ft. 2-Way 2-Door Refrigerator with Ice Dispenser in the Door

- › Semi-Automatic Digital Satellite System (Does Not Include Receiver)
- › Fully Automatic In-Motion Digital Satellite System with Receiver in Living Area and Bedroom (Does Not Include Receiver)
- › DVD in Bedroom
- › Central Vacuum System

INTERIOR

FEATURES

- › Raised Panel Rift White Oak Cabinetry
- › Solid Wood Arched Raised Panel Cabinet Doors with Adjustable Door Hinges
- › Lined Cabinet Shelves
- › Heavy-Duty Ball Bearing Drawer Guides
- › Built-In Storage Area for Kitchen Countertop Covers
- › Large Pot and Pan Drawer in Kitchen Area
- › Refrigerator Raised Panel Hardwood Inserts
- › Padded Vinyl Ceiling
- › Crown Molding in Bedroom and Living Area
- › Polished Solid Surface Kitchen Countertop with Solid Surface Sink and Two Sink Covers
- › Corian® Galley Backsplash Design with Decorative Metal Insert

- › Cutting Boards in Kitchen
- › Polished Solid Surface Bathroom Countertop with Integrated Sink
- › Corian® Vanity Backsplash Design with Decorative Metal Insert
- › Blackout Day/Night Pleated Shades in Living Area and Bedroom; Mini Blinds in Kitchen, Passenger Cockpit Window and Private Bath
- › Vinyl Wallboard Wall Treatment
- › Plush Carpet in Living Area and Bedroom
- › Ceramic Tile in Entry, Kitchen and Bath Area
- › Bedroom Dresser with Polished Solid Surface Countertop
- › Bedspread with Pillows

- › Bedroom Nightstands with Polished Solid Surface Countertops
- › Decorative Headboard
- › Decorative Hardwood Slide-Out Fascia Trim
- › Satin Nickel Cabinetry Hardware
- › Satin Nickel Bath Accessories
- › Decorative Mirror
- › Decorative Glass Door in Hutch (42 Bayshore)
- › Oversized Rear Wardrobe Closet with Wood-Framed Doors

OPTIONS

- › Decors: Crimson Eclipse, Blackstone, Sandal Wood, Island Splendor
- › Gloss Finish Cabinetry Choices: Rustic Cherry, Tight Knot Walnut, Maple
- › Tile Runner from Cockpit to Kitchen

FURNITURE

FEATURES

- › Side-Slide, Solid Surface Fixed Dining Table with Two Dinette Chairs and Two Folding Chairs
- › Roadside: Solid Surface Fixed Living Area Table
- › Roadside: OptimaLeather™ Swivel Rocker
- › Curbside: Fabric Sleeper Sofa with Drawer
- › Queen Bed with Polished Solid Surface Nightstands (N/A: 42 Bayshore)

- › King Bed with Polished Solid Surface Nightstands (42 Bayshore)

OPTIONS

- › King Bed (Standard on 42 Bayshore) (N/A: 42 Venice)
- › Queen Bed Select Comfort Air Mattress (N/A: 42 Bayshore)
- › King Bed Select Comfort Air Mattress (N/A: 42 Venice)
- › Roadside: OptimaLeather™ Euro-Recliner with Heat, Massage and Ottoman
- › Roadside: OptimaLeather™ Recliner
- › Roadside: Fabric Hide-A-Bed with Air Mattress (N/A: 36 Ventura)
- › Roadside: OptimaLeather™ Hide-A-Bed with Air Mattress (N/A: 36 Ventura)

- › Roadside: Fabric Magic Bed Sofa (N/A: 36 Ventura)
- › Roadside: OptimaLeather™ Magic Bed Sofa (N/A: 36 Ventura)
- › Roadside: Wraparound Computer Table (N/A: 36 Ventura)
- › Curbside: OptimaLeather™ Sofa with Drawer
- › Curbside: Fabric Hide-A-Bed Sofa with Air Mattress
- › Curbside: OptimaLeather™ Hide-A-Bed Sofa with Air Mattress
- › Booth Dinette

ELECTRICAL SYSTEMS AND LIGHTS

FEATURES

- › 50 Amp 120V Distribution Panel and Power Cord Reel
- › Onan® 8.0 kW QD Generator on Power Slide-Out (N/A: 42 Venice, 42 Bayshore)
- › Onan® 10.0 kW QD Generator on Power Slide-Out (42 Venice, 42 Bayshore)
- › 2,000 Watt Inverter
- › Auto Generator Start

- › Computer Hook-Up with Phone Jack at Dinette Area
- › New Dinette Light Design
- › Decorative Lighting in Bedroom and Living Area
- › Pilot/Co-Pilot Map Lights
- › Cosmetic Vanity Light
- › Recessed Halogen Lighting under Living Room and Dinette Overhead

- › Halogen Lighting in Ceiling Throughout
- › Fluorescent Light in Living Room, Bath Area and Bedroom
- › 120V Outlet in Private Bath
- › 120V Outlet in Bed Base
- › 120V Receptacle in Outside Storage Compartment
- › Porch Light
- › Lighted Exterior Storage Compartments

- › Four 6V Deep Cycle Coach Batteries
- › Two 12V Deep Cycle Chassis Batteries
- › Multiplex 12V Wiring for All Lighting Throughout Interior of Coach
- › Battery Disconnect Switch at Front Door
- › Battery Disconnect Switch in Battery Compartment
- › Solar Panel with Regulator

PLUMBING AND LP SYSTEMS

FEATURES

- › Filtered Water to Ice Maker and Separate Satin Nickel Faucet at Kitchen Sink
- › Demand Water System and Water Pump
- › Insulated Systems Compartment with Easy Access to Hook-Ups
- › Water Pump Switches in Galley, Bath and Water Bay
- › China Toilet
- › Black Holding Tank Rinsing System
- › Shower inside Wet Bay with Hot/Cold Water
- › Kitchen Faucet with Pullout Sprayer
- › Single Handle Satin Nickel Shower Faucet with Slide Bar and Shut-Off Valve at Shower Head
- › One-Piece Round Shower with Reeded Glass Door
- › Exterior Tank Monitoring Gauges

OPTIONS

- › Neo-Angled Bathtub
- › RV Sani-Con Tank Drainage System
- › Electronic Automatic Winterization

HEATING, VENTS AND AIR CONDITIONING

FEATURES

- › 10-Gallon LP Gas/Electric Water Heater with Electronic Ignition
- › 42,000 BTU Electronic Ignition Furnace
- › Two Low-Profile Duo Therm 15,000 BTU Ducted Roof Air Conditioners with Heat Pumps (N/A: 42 Venice, 42 Bayshore)
- › Three Low-Profile Duo Therm 15,000 BTU Ducted Roof Air Conditioners with Heat Pumps (42 Venice, 42 Bayshore)
- › Electronic AC/Heat Climate Control System
- › Dash Heating and Air Conditioner System with Defroster
- › Fantastic 12V Attic Fan in Hall Bath
- › Fantastic 12V Attic Fan with Rain Sensor in Kitchen and Private Bath

OPTIONS

- › Hydro-Hot Hydronic Heating System 50,000 BTU 5 Heat Exchangers (Heater Craft) with Chrome Exhaust Tip
- › Ceiling Fan in Bedroom (N/A: 40 Laguna)
- › Fantastic 12V Attic Fan with Rain Sensor - Hall Bath

WINDOWS, DOORS AND AWNINGS

FEATURES

- › Flush-Mounted Radius Dual Pane Safety Glass Dark Tinted Windows
- › Front Entry Door with Removable Screen
- › Keyless Entry in Grab Handle with Baggage Door Lock Release and Doorbell
- › Tinted Neo-Angled Skylight in Bathroom with ABS Shroud
- › Slide-Out Topper Awnings
- › Window Awnings on All Slide-Out House Windows, Except Kitchen Windows, Slide-Out Windows under Patio Awning, and Bedroom Windows
- › Automatic Front Door Awning
- › Eclipse Automatic Patio Awning

OPTIONS

- › Mirage Automatic Patio Awning (N/A: 36 Ventura)
- › Window Awnings (Curbside: Bed Window)

SAFETY

FEATURES

- › Back-Up Alarm
- › Fire Extinguisher
- › Deadbolt Lock on Entrance Door
- › Lighted Interior and Exterior Grab Handle
- › 120V GFI Protected Circuit
- › LP Gas Detector
- › Smoke Detector
- › Carbon Monoxide Detector
- › Integrated Driver and Passenger Three-Point Seatbelts
- › Third Brake Safety Light
- › Egress Window(s)

OPTIONS

- › Deluxe Security Alarm System

The inside track.

Beaver dealer links, service center finders, owner news and the latest information on the 2007 Contessa can be found on our website. It's a direct link to everything Beaver that can be accessed anytime, day or night, from home or on the road.

www.beavermotorcoaches.com



BEAVER CONTESSA | 2007



Artistry in motion.

The 2007 Beaver Contessa is not a typical RV. The intention was never overwhelming popularity. Instead, it was designed to appeal to a more discriminating audience. Those in touch with nature. People who are inspired by natural beauty. And individuals who appreciate the finer things in life.

Inspired engineering paired with mesmerizing technology. Unquestionable safety wrapped in unbelievable beauty. Luxurious comfort down to the smallest details. This is the legacy of the 2007 Contessa from Beaver. A true work of art.



MONACO COACH CORPORATION

Monaco is traded on the New York Stock Exchange under the listing MNC.

© 2006, Monaco Coach Corporation Litho in USA

0806 NPN:BROBTESS

WE'RE HERE. ANYTIME, EVERY TIME.

24/7

ASSISTANCE

SALES • TECH • ROADSIDE



- Reach us anytime – literally – via our live customer support line.
- Drive in to one of our 350 Service Centers.
- Enjoy the first year free when you enroll in our Owner Advantage Roadside Assistance Program.
- See where it all begins with a tour of one of our facilities in Indiana or Oregon.

Call 1-800-650-7337 or
1-800-634-0855 to find out more.

THE BEAVER LINE OF MOTOR COACHES:

MARQUIS® • PATRIOT® THUNDER • CONTESSA



One coach at a time. Yours.™

BEAVER MOTOR COACH

91320 Coburg Industrial Way, Coburg, OR 97408

www.beavermotorcoaches.com

Daily factory tours.

(800) 634-0855