

ENDEAVOR

HOLIDAY RAMBLER • 2013



CLASS A DIESEL



HOLIDAY RAMBLER

KEY FEATURES

RIDE AND DRIVE

- › 405 horsepower, 1250 lbs/ft torque MaxxForce 10 engine.
- › Custom built for Navistar RVs, Roadmaster chassis with 8 or 10 airbag suspension
- › Ergonomically designed cockpit for optimal visibility, reach and leg room.

INTERIOR

- › 42" LCD living room TV, 32" LCD bedroom TV.
- › Stainless steel appliances, residential refrigerator, 2-burner electric induction cooktop.
- › 1 or 1-1/2 bath available floorplans with solid surface countertop, handcrafted tile backsplash.

- › King bed standard with optional air mattress.
- › Optional stackable washer and dryer.
- › Quiet Cool™ 15 BTU roof air conditioners with heat pumps and Aquahot® 400 hydraulic heating system.

EXTERIOR

- › RV Sanicon tank drainage system, powered water hose reel, exterior tank level gauge, hot and cold exterior shower, holding tank rinsing system.
- › Side swing aluminum storage doors, seamless rotocast pass through storage and slide out tray.
- › Full body 4-color paint with clear coat and protective front mask shield.
- › 3-point locking position entry door with remote locking key fob.
- › Optional Exterior entertainment center with 42" LCD TV.



FIJI




FIJI




HEMINGWAY



HEMINGWAY



ITALIAN
SIENNA



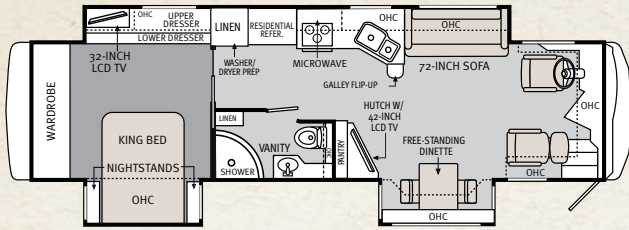
ITALIAN
SIENNA
GLAZED

Note: Colors depicted are a reasonable representation though they may not be an exact match of the actual colors due to variances in processing and production.

Due to continuous product improvements, please visit us online at holiday Rambler.com for the latest in standards, options, specifications and technical data.

36PFT

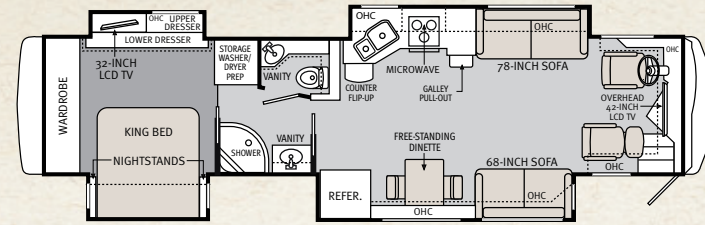
A B C F



- > Full-Wall Slide
- > 42" Mid-Ship TV
- > King Bed w/Optional Air Mattress

40PDQ

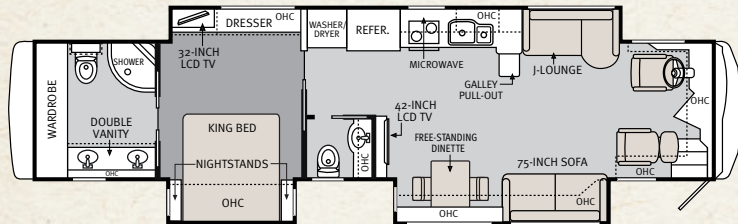
A D E F



- > Quad Slide
- > Ultra-Leather Jack-Knife Sofa
- > Split-Bath
- > King Bed w/Optional Air Mattress

43DFT

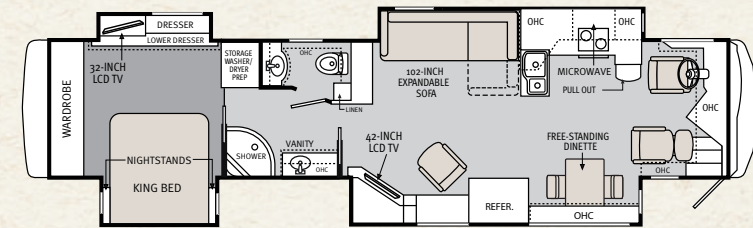
A E F G H



- > Full-Wall Slide
- > 1-1/2 Baths
- > 42" Mid-Ship TV
- > King Bed w/Optional Air Mattress

43PKQ

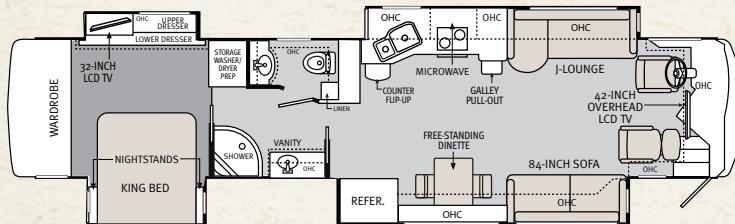
F I



- > Quad Slide
- > Extendable Sofa
- > 42" TV Above Fireplace in Curbside Slide Room
- > Split Bath
- > King Bed w/Optional Air mattress

43PDQ

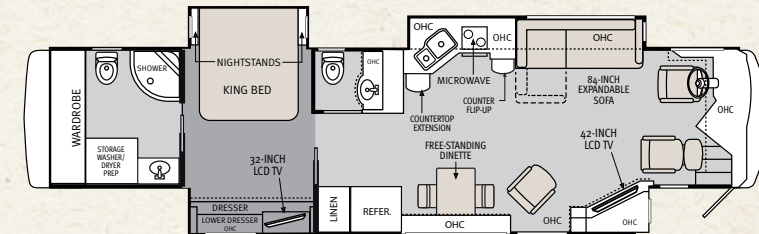
A D E F G



- > Quad Slide
- > J-Lounge Sofa
- > 42" TV in Front Overhead
- > Split-Bath
- > King Bed w/Optional Air mattress

43RFT


F I



- > Full-Wall Slide
- > Extendable Sofa
- > 42" TV Above Fireplace in Curbside Slide Room
- > 1-1/2 Baths
- > King Bed w/Optional Air mattress

FURNITURE OPTIONS

HIDE-A-BED SOFA (CURBSIDE)



A

SECTIONAL BOOTH DINETTE



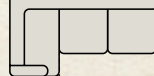
B

U-SHAPED BOOTH DINETTE



C

EXTENDABLE SOFA (ROADSIDE)

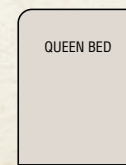


D

BOOTH DINETTE ENSEMBLE



E



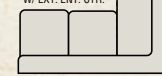
F

TWO EURO-RECLINERS WITHOUT TABLE



G

EXTENDABLE SOFA (CURBSIDE) W/ EXT. ENT. CTR.



H

EXTENDABLE SOFA W/ HIDE-A-BED (ROADSIDE)



I




ROOF CONSTRUCTION

- › One-piece peaked fiberglass roof
- › Lauan backing
- › Thick, tapered bead foam insulation
- › Aluminum double I-beam super-structure filled with fiberglass insulation
- › Vapor barrier
- › Structure foam: thermal insulative barrier
- › 1/2" bead foam insulation
- › Foam padding for extra insulation
- › Padded vinyl ceiling



SIDEWALL CONSTRUCTION

- › Accent paneling
- › 1-1/2" x 1-1/2" square aluminum tubular frame
- › High performance thermal insulation
- › High-gloss Gelcoat fiberglass composite sidewall



FLOOR CONSTRUCTION

- › Structurwood™
- › 1-1/2" square tubular frame
- › High-performance thermal insulation foam
- › Lauan hardwood
- › 3-ply weather lining

WEIGHTS*	36PFT	40PDQ	43DFT	43RFT	43 PDQ	43 PKQ
Gross Vehicle Weight Rating	36,000	36,000	43,000	43,000	43,000	43,000
Gross Combined Weight Rating	46,000	46,000	53,000	53,000	53,000	53,000
Front Gross Axle Weight Rating	13,000	13,000	13,000	13,000	13,000	13,000
Rear Gross Axle Weight Rating	23,000	23,000	20,000	20,000	20,000	20,000
Tag Axle Weight Rating (lbs.)	N/A	N/A	10,000	10,000	10,000	10,000
MEASUREMENTS						
Wheelbase	213"	261"	273"	273"	273"	273"
Overall Length	37'4"	41'5"	44' 3"	44' 3"	44' 3"	44' 3"
Overall Height	12' 7"	12'-7"	12' 7"	12' 7"	12' 7"	12' 7"
Interior Height	84"	84"	84"	84"	84"	84"
Interior Width	94.5"	94.5"	94.5"	94.5"	94.5"	94.5"
Exterior Width	100.5"	100.5"	100.5"	100.5"	100.5"	100.5"
TANK CAPACITIES (GAL)**						
Grey Tank [Amerikart]	62	62	62	62	62	62
Black Tank [Amerikart]	40	40	40	40	40	40
Fresh Tank [Amerikart]	100	100	100	100	100	100
Fuel Tank	100	100	100	100	100	100
LP Tank *** with optional gas cooktop only	39	39	39	39	39	39

*Towing capacity is limited by GCWR; your vehicle's towing capacity is the difference between the GCWR and the actual vehicle weight, including all water, fuel, passengers and cargo. Your towed vehicle should be equipped with auxiliary brakes if the weight of the towed vehicle exceeds 1,000 lbs. Consult your owner's manual for further towing information.


**All tank capacities are estimated based upon calculations provided by the tank manufacturers and represent approximate capacities. The actual "usable capacity" may be greater or less than the estimated capacities based upon fabrication and installation of the tanks.

***Actual filled LP capacity is 80% of listing due to safety shut-off required on tank.

For more information on standards and options, please go to www.holidayrambler.com

ROADMASTER® CHASSIS

Built to deliver the very best diesel motorhome experience, Roadmaster construction utilizes advanced design and engineering, along with its eight outboard-mounted air bags and shock absorbers, to distribute stress evenly throughout the entire chassis, reducing the possibility of twisting and increasing durability and reliability. It's the ultimate foundation for a luxury ride.



MAXXFORCE® ENGINE

The MaxxForce 10 design grew from a big idea: bring to the mid-range diesel market traditional big bore features like wet-sleeve design and in-chassis rebuild capability. This model, which brings increased 9.3-liter displacement by longer stroke, meets the requirements of more demanding applications.



The high-output MaxxForce 10 offers these features plus the performance you would expect from larger heavy-duty engines in a weight-saving medium-duty package.

WARRANTY INFORMATION

Enjoy your next RV adventure with the peace of mind that comes with a 12 month/24,000 mile basic limited warranty; a 5 year/50,000 mile limited warranty on aluminum or steel frame structure; and a 3 year/50,000 mile limited warranty on the Chassis. Review your coach's limited warranty in full for complete terms and conditions.

SERVICE AND SUPPORT

24/7 service and support
Toll-free 877-211-8135

Monaco RV
606 Nelson's Parkway, Wakarusa IN 46573
877 252 4666