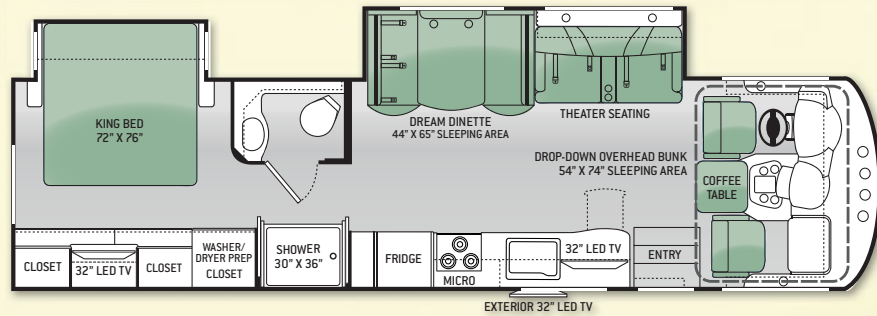
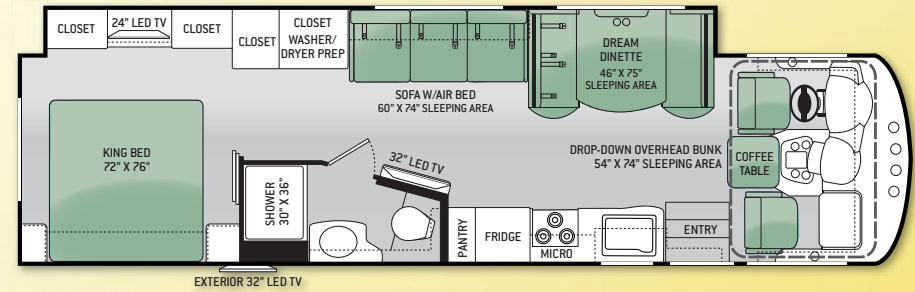


# MIRAMAR

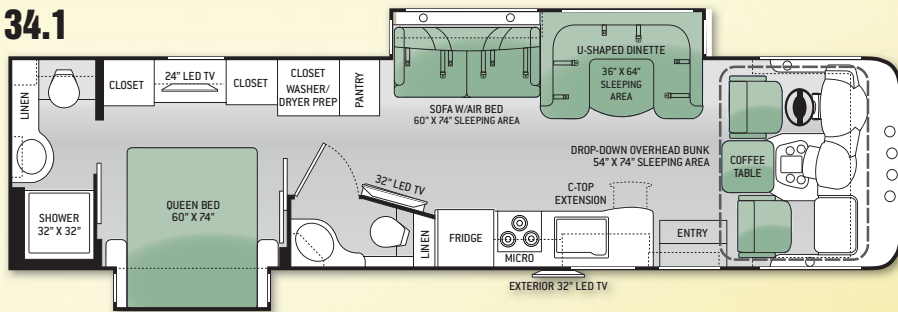
33.5



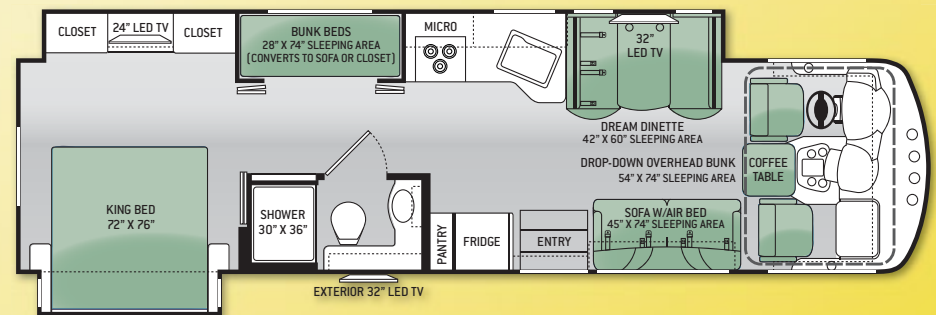
34.2



34.1




34.3



**GALAXY FULL BODY PAINT**



**FIRE ISLAND HD-MAX™**



**WHITE SANDS FULL BODY PAINT**



**TUXEDO HD-MAX™**

FLOOR PLAN	33.5	34.1	34.2	34.3
Chassis	Ford	Ford	Ford	Ford
Gross Vehicle Weight Rating (GVWR)	22,000	22,000	22,000	22,000
Gross Combined Weight Rating (GCWR)	26,000	26,000	26,000	26,000
Wheel Base	228"	242"	242"	242"
Exterior Length (w/o ladder)	34'-7"	35'-10"	35'-10"	35'-10"
Exterior Height (w/AC)	12'-9"	12'-9"	12'-9"	12'-9"
Exterior Width (w/o mirrors)	101"	101"	101"	101"
Interior Height	82"	82"	82"	82"
Awning Size	18'	18'	18'	18'
Fuel (gal)	80	80	80	80
LPG (lbs)	105	105	105	105
Fresh Water (gal)	100	100	100	100
Waste/Gray Water (gal)	40 / 40	40F-43R / 40F-43R	43 / 40	43 / 40
Water Heater (gal)	6	6	6	6
Furnace (BTUs)	35,000	35,000	35,000	35,000
Exterior Storage Capacity (cu. ft.)	144.5	139.5	178	150.75



**Made to fit.**

## CONSTRUCTION & EXTERIOR

- Ford F-53 SuperDuty Chassis - 6.8L Triton® V10 Engine, 362HP, 457 lb.-ft. Torque - TorqShift® 5-Speed Automatic with Overdrive Transmission
- Fully Welded Tubular Steel Floor System
- Fully Welded Tubular Aluminum Roof & Sidewall Cage Construction
- Vacu-Bond Laminated Roof, Wall & Floor with High-Density Block Foam Insulation
- Crown Roof with TPO
- HD-MAX™ Exterior with Partial Paint & Graphics Package
- Automatic Leveling Jacks with Touch Pad Controls
- Power Patio Awning with Integrated LED Lighting
- Side Mounted Awning Over Slideouts
- Full Basement Pass-Through Storage
- Rotocast Storage Compartments
- Locking Exterior Aluminum Storage Doors
- Roof Ladder
- Double Electric Entrance Step
- Frameless Windows

## CONSTRUCTION & EXTERIOR OPTIONS

- Full Body Paint with Gel-Coat Sidewalls
- Frameless Dual Pane Windows

## AUTOMOTIVE & COCKPIT

- Premium Touchscreen Radio with CD Player & Back-up Monitor
- Heated/Remote Exterior Mirrors with Integrated Side View Cameras
- Reclining/Swivel Leatherette Captain's Chairs
- Stow-Away Coffee Table between Captain's Chairs
- Windshield Electric Privacy Shade
- 22.5" Tires with Aluminum Wheels
- 8,000-lb. Trailer Hitch with 7-pin Round Connector\*
- Dash Workstation with 110-volt & 12-volt Outlets

## AUTOMOTIVE & COCKPIT OPTION

- 6-Way Power Adjustment Driver's Seat

## INTERIOR

- Residential Vinyl Flooring Throughout
- 82" Interior Ceiling Height
- Soft Vinyl Ceiling
- LED Ceiling Lights
- Ceiling Ducted Air Conditioning System
- Solid Wood Raised Panel Cabinet Doors with Nickel Finish Hardware
- Leatherette Theater Seating [33.5]
- Leatherette U-Shaped Dinette [34.1]
- Dream Dinette Booth [33.5, 34.2 & 34.3]
- Sofa Pillows
- Privacy Roller Shades
- Power Drop-Down Hide-Away Overhead Bunk\*

## INTERIOR OPTION

- Leatherette Sofa with Air Bed [STD 34.1, 34.2 & 34.3]

## KITCHEN

- 11 cu. ft. Residential Refrigerator with Ice Maker
- 3-Burner Gas Cooktop with Oven
- 30" Over-the-Range Microwave Oven
- Solid Surface Kitchen Countertops, Under-Mount Stone Sink & Recessed Stove & Sink Covers
- Extension Countertop Drawer [33.5 & 34.1]
- Pantry

## BEDROOM & BATHROOM

- Queen Size Denver Mattress™ Weekender [34.1]
- King Size Denver Mattress™ Weekender [33.5, 34.2 & 34.3]
- Bedspread & Pillow Shams
- Designer Headboard
- Bunk Beds – Converts to Sofa or Closet [34.3 Only]
- Foot Flush Porcelain Toilet
- Power Vent
- Skylight in Shower
- Shower with Glass Door

## ENTERTAINMENT

- Entertainment Center with 32" LED TV & DVD Player in Living Area
- 24" LED TV in Bedroom [34.1, 34.2 & 34.3]

- 32" LED TV in Bedroom [33.5]
- Bluetooth Coach Radio System in Bedroom with Exterior Speakers
- 13" & 24" LED TVs & DVD Player in Bunk Beds [34.3]\*
- Exterior 32" LED TV
- Power Charging Center for Electronics
- Cable TV, Satellite & HDMI Ready

## ENTERTAINMENT OPTION


- Outside Kitchen with 2.5 cu. ft. Refrigerator, Sink & Portable Gas Grill [33.5 & 34.2]

## ELECTRICAL & PLUMBING


- Cummins Onan® RV QG 5500 Gas Generator
- 50-amp Service with Shoreline Power Cord
- 1800-watt Inverter with Automatic Generator Start
- Dual Auxiliary House Batteries
- Battery Disconnect Switch
- Emergency Start Switch
- Dual 13,500 BTU Roof Air Conditioners
- 6-gallon DSI Gas/Electric Water Heater
- Water Heater Bypass System
- Enclosed/Heated Potable Water and Holding Tanks
- Washer/Dryer Prep [33.5, 34.1 & 34.2]
- Systems Control Center
- **Rapid Camp™** Wireless Control System

\*INCLUDED ON UNITS BUILT AFTER 10/1/14


CHOCOLATE PEARL



HARVEST



STONE HARBOR



OLYMPIC CHERRY



VINTAGE MAPLE



# MIRAMAR

YOUR LOCAL TMC DEALER:



Made to fit.

P.O. Box 1486, Elkhart, Indiana 46515  
Sales Department: 800.860.5658 • Customer Service: 877.855.2867

MIRAMAR-RV.COM



IMPORTANT - PLEASE READ: This brochure reflects product design, fabrication, material, components and specifications at the date of printing, which date is disclosed on the last page. PLEASE VISIT US ONLINE AT THORMOTORCOACH.COM OR CONSULT WITH YOUR SELLING DEALERSHIP FOR THE LATEST IN STANDARDS, OPTIONS, SPECIFICATION AND TECHNICAL INFORMATION. Photographs in the brochure may depict optional equipment or may only be available in certain floor plans. Components, appliances and the chassis may have been manufactured in a calendar year before the vehicle's designated model year. All capacities are approximate. The actual length of the vehicle may differ from that indicated in the brochure due to variances in the manufacturing processes and/or installed components. All dry weights are based on standard model features and do not include optional features or equipment. Component part and appliance manufacturers issue limited warranties covering portions of the vehicle not covered under the limited warranty we issue.



Go RVing.