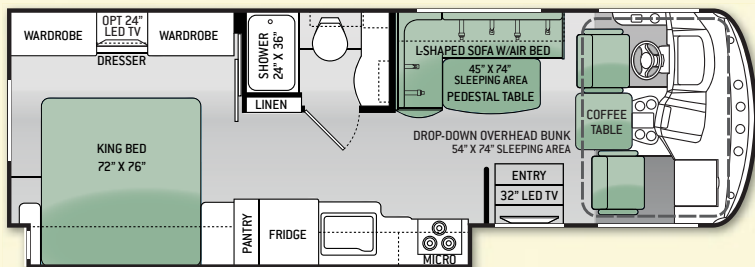
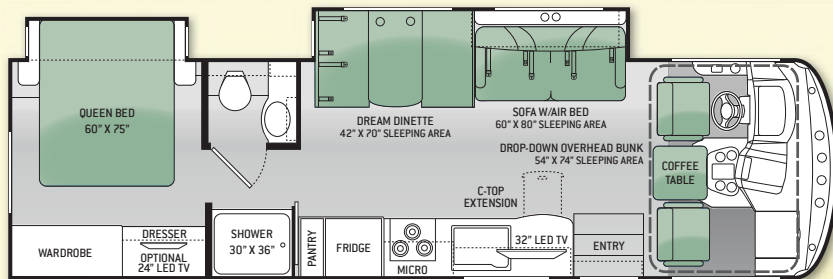


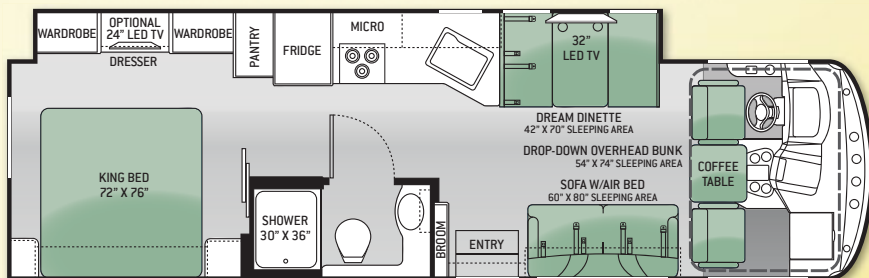
27K



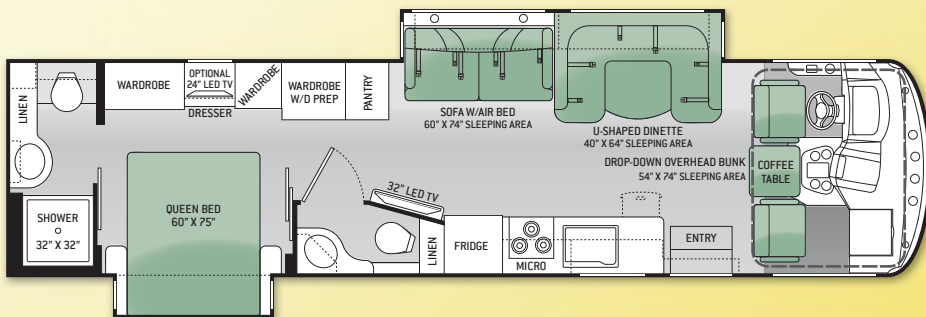
31S



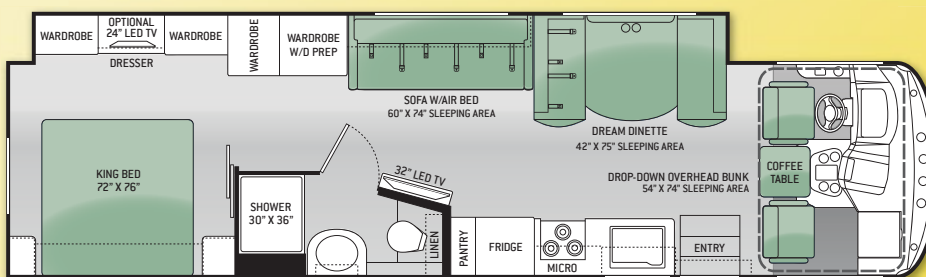
32N



34E

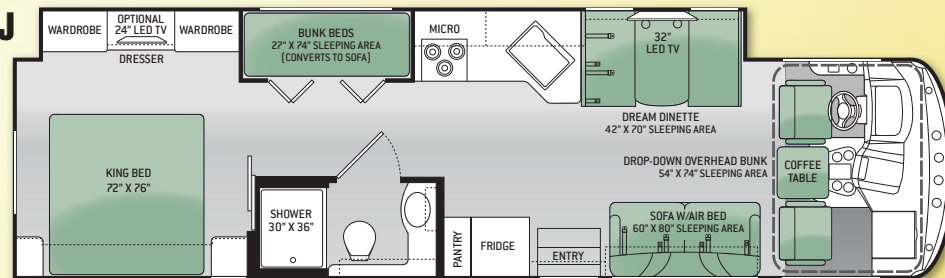


34F



# WINDSPORT

34J



CABERNET FULL BODY PAINT



LAKESHORE HD-MAX™ WHD



CITYSCAPE FULL BODY PAINT



WINDSWEPT HD-MAX™ WHD

## FLOOR PLAN

	27K	31S	32N	34E	34F	34J
Chassis	Ford	Ford	Ford	Ford	Ford	Ford
Gross Vehicle Weight Rating (GVWR)	18,000	18,000	20,500	22,000	22,000	22,000
Gross Combined Weight Rating (GCWR)	23,000	23,000	26,000	26,000	26,000	26,000
Wheel Base	178"	190"	208"	228"	242"	242"
Exterior Length (w/out ladder)	28'-9"	31'-9"	32'-10"	35'-5"	35'-10"	35'-5"
Exterior Height (w/AC)	12'-2"	12'-2"	12'-2"	12'-2"	12'-2"	12'-2"
Exterior Width (w/out mirrors)	99"	99"	99"	99"	99"	99"
Interior Height	82"	82"	82"	82"	82"	82"
Awning Size	16'	18'	18'	18'	18'	18'
Fuel (gal)	80	80	80	80	80	80
LPG (lbs)	88	88	88	88	88	88
Fresh/Waste/Gray Water (gal)	50 / 29 / 44	49 / 24.5 / 44	50 / 43 / 43	50 / 32R-43F / 44	50 / 40 / 43	50 / 43 / 43
Water Heater (gal)	6	6	6	6	6	6
Furnace (BTUs)	30,000	35,000	35,000	35,000	35,000	35,000
Exterior Storage Capacity (cu. ft.)	80	91	89	56	85	109

**THOR**  
MOTOR COACH  
Made to fit.

## CONSTRUCTION & EXTERIOR

- Ford F-53 SuperDuty Chassis - 6.8L Triton® V10 Engine, 362HP, 457 lb.-ft. Torque - TorqShift® 5-Speed Automatic with Overdrive Transmission
- One-Piece Fiberglass Front & Rear Caps
- One-Piece Windshield
- Slick Fiberglass Exterior Sidewalls
- HD-MAX™ Exterior with Graphics Package
- Rotocast Storage Compartments
- Side Hinged Flush Mount Radius Luggage Doors (In Select Areas)
- Automatic Leveling Jacks with Touch Pad Controls
- Power Patio Awning with Integrated LED Lighting
- Rubber Tread Entry Steps
- Automatic Electric Entry Step
- Roof Ladder
- Outside Shower
- Frameless Windows

## CONSTRUCTION & EXTERIOR OPTIONS

- Full Body Paint Package with Gel-Coat Sidewalls
- Frameless Dual Pane Windows

## AUTOMOTIVE & COCKPIT

- Touchscreen Dash Radio with CD Player & Back-up Monitor
- Heated/Remote Exterior Mirrors with Integrated Side View Cameras
- Reclining/Swivel Leatherette Captain's Chairs
- Stow-Away Coffee Table Between Captain's Chairs
- Tilt Steering Wheel
- Driver Conversation Mirror
- Fog Lights
- 19.5" Tires with Stainless Steel Wheels
- 8,000-lb. Trailer Hitch with 7-pin Round Connector\*
- Valve Stem Extenders on Rear Tires\*
- Dash Workstation with 110-volt & 12-volt Outlets

## AUTOMOTIVE & COCKPIT OPTION

- Six-Way Power Adjustment Driver's Seat

## INTERIOR

- Residential Vinyl Flooring Throughout (Except Cab Area)
- 82" Interior Ceiling Height
- LED Ceiling Lights
- Ceiling Ducted Air Conditioning System
- Raised Panel Overhead Cabinet Doors with Nickel Finish Hardware
- Full Extension Drawer Guides Throughout
- Leatherette L-Shaped Sofa with Pedestal Table (27K)
- Leatherette U-Shaped Dinette (34E)
- Leatherette Sofa with Air Bed (31S, 32N, 34E, 34F & 34J)
- Dream Dinette Booth with Built-in Cup Holders (31S, 32N, 34F & 34J)
- Night Shades
- Power Drop-Down Hide-Away Overhead Bunk\*

## KITCHEN

- Double Door Refrigerator
- 3-Burner Gas Cooktop with Oven
- 30" Over-the-Range Microwave Oven
- Solid Surface Kitchen Countertops with Designer Backsplash & Pressboard Dinette Countertops\*
- Large Double Bowl Sink with Single Handle Kitchen Faucet & Sprayer
- Roll-out/Flip-up Countertop Extension (34E)
- Pantry

## KITCHEN OPTION

- 12-volt Attic Fan

## BEDROOM & BATHROOM

- Queen Size Denver Mattress™ Weekender (31S & 34E)
- King Size Denver Mattress™ Weekender (27K, 32N, 34F & 34J)
- Designer Headboard, Bedspread & Pillow Shams
- Bunk Beds in Hallway Slideout (34J)
- Foot Flush Porcelain Toilet
- Power Vent
- Shower with Glass Door

## ENTERTAINMENT

- 32" LED TV in Living Area
- 13" & 24" LED TVs & DVD Player in Bunk Beds (34J)
- Overhead Speakers above Sofa (Above Dinette in 27K)
- Cable TV, Satellite & HDMI Ready
- Bluetooth Coach Radio System in Bedroom with Exterior Speakers
- Power Charging Center for Electronics

## ENTERTAINMENT OPTIONS

- 24" LED TV in Bedroom
- Exterior 32" LED TV
- Outside Kitchen - Includes: 2.5-cu. ft. Refrigerator, Sink, Portable Gas Grill & 1000-watt Inverter (31S, 32N, 34F & 34J)

## ELECTRICAL & PLUMBING


- Cummins Onan® RV QG 4000 Gas Generator (27K & 31S)
- Cummins Onan® RV QG 5500 Gas Generator (32N, 34E, 34F & 34J)
- 30-amp Service & Detachable Shoreline Power Cord (27K & 31S)
- 50-amp Service & Dual Auxiliary House Batteries with (32N, 34E, 34F & 34J)
- 13,500 BTU Front Roof Air Conditioner (27K & 31S)
- 13,500 BTU Rear Roof Air Conditioner (32N, 34E, 34F & 34J)
- Battery Disconnect Switch
- 6-gallon DSI Gas/Electric Water Heater
- Water Heater Bypass System
- Enclosed, Heated Holding Tanks (27K & 31S)
- Washer/Dryer Prep (34E & 34F)
- Systems Control Center
- *Rapid Camp™* Wireless Control System

## ELECTRICAL & PLUMBING OPTIONS

- 15,000 (IPO 13,500) BTU Front Roof Air Conditioner (27K & 31S)
- Second Auxiliary House Battery (27K & 31S)
- Holding Tanks with Heat Pads (32N, 34E, 34F & 34J)

\*INCLUDED ON UNITS BUILT AFTER 10/1/14


FUSION GREY



TAUPE METALLIC



TOFFEE DELIGHT



OLYMPIC CHERRY



SYDNEY MAPLE



# WINDSPORT

YOUR LOCAL TMC DEALER:



**RVIA**

Go RVing.



P.O. Box 1486, Elkhart, Indiana 46515  
Sales Department: 800.860.5658 • Customer Service: 877.855.2867

WINDSPORT-RV.COM



IMPORTANT - PLEASE READ: This brochure reflects product design, fabrication, material, components and specifications at the date of printing, which date is disclosed on the last page. PLEASE VISIT US ONLINE AT THORMOTORCOACH.COM OR CONSULT WITH YOUR SELLING DEALERSHIP FOR THE LATEST IN STANDARDS, OPTIONS, SPECIFICATION AND TECHNICAL INFORMATION. Photographs in the brochure may depict optional equipment or may only be available in certain floor plans. Components, appliances and the chassis may have been manufactured in a calendar year before the vehicle's designated model year. All capacities are approximate. The actual length of the vehicle may differ from that indicated in the brochure due to variances in the manufacturing processes and/or installed components. All dry weights are based on standard model features and do not include optional features or equipment. Component part and appliance manufacturers issue limited warranties covering portions of the vehicle not covered under the limited warranty we issue.